

Annual Report: **2024** School Number: **072368** School Name: **UEI College** Type: **Branch** Annual Report Status: **Submitted**  
 Address1: **3737 Rosedale Hwy.** City: **Bakersfield** State: **CA** Zip: **93308-6251**

<b>Cancel</b>	Report Prepared by:	Brian Bursey
	Report Completed by:	Brian Bursey
	Report Completed by Email:	burseyb@ieccolleges.com

**PART 1 - SCHOOL DEMOGRAPHIC DATA**

School Director	Salutation:	Mr. <input type="button" value="v"/>	Director Email:	hardyg@uei.edu
First Name:	George		Last Name:	Hardy
Demographic Location:	Metro Level B - Areas of 250,000 to 999,999 <input type="button" value="v"/>		Unemployment Rate: <input type="button" value="i"/>	9.5 %
Website Directory Email: <input type="button" value="i"/>	hardyg@uei.edu		Median Yearly Household Income:	79373.00
Official Correspondence Name: <input type="button" value="i"/>	Sandra Gracia	Official Correspondence Email: <input type="button" value="i"/>	gracias@uei.edu	
Official Correspondence Name:		Official Correspondence Email:		
Chief Executive Officer Name: <input type="button" value="i"/>	Shoukry Tiab	Chief Executive Officer Email:	tiabs@ieccolleges.com	

**PART 1A - ADDITIONAL CONTACTS**

		Department Director(s) <input type="button" value="i"/>	
	Name	Email Address	
1.	Sandra Gracia	gracias@uei.edu	
2.	Brian Bursey	BurseyB@IECColleges.com	
3.			
4.			
5.			

		ACCSC Volunteer(s) <input type="button" value="i"/>	
	Name	Email Address	
1.	Sandra Gracia	gracias@uei.edu	
2.			

**PART 2 - OPERATIONS**

How is the school legally established?  C Corporation

Check this box if there are legal actions pending against the school

If checked, please provide a brief summary:  
 There are currently three litigated matters for schools under ACCSC. One involves a former employee alleging wage and hour claims, one involves a

Other accrediting agencies:

Was the school operating under a Warning, Probation or on Reporting as issued by any other regulatory agency (ex. accrediting agency, state) between July 1, 2023 and June 30, 2024? If so, select all that apply

Warning
  Show Cause Order
  Probation
  Reporting

If so, please provide a brief summary about the current status:

Was the school operating under a Warning, Probation or on Reporting or Heightened Monitoring as issued by ACCSC between July 1, 2023 and June 30, 2024? If so, select all that apply:

Warning
  Show Cause Order
  Probation
  Reporting
  Heightened Monitoring

Check this box if any program reviews or audits, not including fiscal year end audit of financial statements, have been conducted by federal, state, or private agencies.

If so, please provide a brief summary about the current status:

Check this box if a Corporation owns the school

Corporation Name:	International Education Corporation	City:	Irvine
Corporation Address:	16485 Laguna Canyon Road #300	Zip:	92618
State:	California <input type="button" value="v"/>	Phone:	949-272-7200
Phone:	949-272-7200	Fax:	

Check this box if another Corporation/individual owns stock of the corporation that owns the school
  Check this box if the school is publicly traded

Corporate Compliance Officer:	Sandra Gracia	Title:	VP Regulatory Compliance
Phone:	949-272-7202	Email:	

**PART 2a - OWNERSHIP**

Identify the legal entity or individual(s) who directly owns 5% or more of the school (i.e., the first level of ownership)

Name: IEC Corporation	Percentage: 100 %	Name:	Percentage: %
Name:	Percentage: %	Name:	Percentage: %
Name:	Percentage: %	Name:	Percentage: %
Name:	Percentage: %	Name:	Percentage: %
Name:	Percentage: %	Name:	Percentage: %

If more than one level of ownership exists between the entity that directly owns the school and the ultimate owners, identify each entity and percentage of ownership in the ownership chain, up to and including the par

Level 2		Level 3		Level 4	
Name: SP/Palm IEC Holdings LL	Percentage: 48.6 %	Name: Palm IEC LLC	Percentage: 100 %	Name: Palm IEC Holdings LLC	Percentage: 100 %
Name: Palm IEC Holdings, LLC	Percentage: 5.83 %	Name:	Percentage: %	Name:	Percentage: %
Name: Berggruen Holdings NA	Percentage: 0.84 %	Name:	Percentage: %	Name:	Percentage: %
Name: Management and BOD	Percentage: 12.07 %	Name:	Percentage: %	Name:	Percentage: %
Name: ESOP	Percentage: 32.66 %	Name:	Percentage: %	Name:	Percentage: %

Identify the individuals who own 10% or more of the final legal entity (ultimate parent).

Name: Berggruen Holdings LLC	Percentage: 100 %	Name:	Percentage: %
Name: Nicoles Berggruen	Percentage: 100 %	Name:	Percentage: %
Name:	Percentage: %	Name:	Percentage: %
Name:	Percentage: %	Name:	Percentage: %
Name:	Percentage: %	Name:	Percentage: %

PART 2b - NON-PROFIT BOARD MEMBERS

If the school is part of/owned by a non-profit organization/corporation, this certifies that an individual/entity group (owner or manager) that has any financial interest in the non-profit organization/corporation does not serve as a board member, have a seat on the Board, or is not a member of the non-profit corporation.

Board Chair

Name:

Board Member Names

Name:

Name:

Name:

Name:

Name:

Name:

Name:

Name:

Name:

Name:

Name:

Name:

Name:

Name:

Name:

Name:

Name:

Name:

Name:

Name:

Name:

PART 2c - OPERATIONAL DATA

- Yes  No Does the school have approval to offer a degree program?
- Yes  No Does the school have ACCSC approval to offer any portion of a program via Distance Education?
- Yes  No If yes, does the school offer any programs via 100% Distance Education?
- Yes  No Does the school have ACCSC approval to offer any avocational / continuing education courses?
- Yes  No Does the school admit Ability-to-Benefit students?
- Yes  No Through your standard procedure (not only as part of your renewal), have you or will you have a third party review your employment information?

If yes, what company do you use or plan on using?

Fiscal Year-End	Individual School Gross Tuition Revenue	Financial Aid Participant: <input checked="" type="radio"/> Yes <input type="radio"/> No	OPEID: <input type="text" value="031133"/>
Most Recent: 2023	21274494.00	3-Year Cohort Default Rate 2021: 0 %	
2nd Most Recent: 2022	19818385.00	3-Year Cohort Default Rate 2020: 0 %	
3rd Most Recent: 2021	17931397.00	3-Year Cohort Default Rate 2019: 4.4 %	

PART 2d - SUBSTANTIVE CHANGES July 1, 2023 - June 30, 2024

- Yes  No Did the school change location?
- Yes  No Did the school change its name?
- Yes  No Did the school establish a separate facility?
- Yes  No Did the school Teach-Out or discontinue any programs?
- Yes  No Did the school modify the clock or credit hours for any program?
- Yes  No Did the school offer any new programs?
- Yes  No Did the school offer a degree program for the first time?
- Yes  No Did the school change in ownership/control?
- Yes  No If so, did the school submit an application for a change of ownership/control?

PART 3 - CHARACTERISTICS OF STUDENT ENROLLMENT

Student Enrollment - July 1, 2023:	993
Additional enrollments: July 1, 2023 - June 30, 2024	1512
<b>Total Enrollments:</b>	<b>2505</b>
Students Graduated: July 1, 2023 - June 30, 2024	1113
Students who withdrew or were terminated: July 1, 2023 - June 30, 2024	390
<b>Total Enrollment as of June 30, 2024:</b>	<b>1002</b>
If there are zero student enrollments for July 1, 2023 and/or June 30, 2024, please provide a brief explanation:	
<input type="text"/>	
Percentage of students receiving:	
Title IV Financial Assistance:	98.5
Title IV Pell Grants:	94.7
Title IV Loans:	94.5
Non-Title IV Assistance:	51
How many hours did faculty, staff and students devote to Community Service projects and activities organized by the school?:	40
Total student enrollment in any avocational / continuing education courses: July 1, 2023 - June 30, 2024	0

Cancel

Annual Report: **2024**    School Number: **072368**    School Name: **UEI College**    Type: **Branch**    Annual Report Status: **Submitted**  
 Address: **3737 Rosedale Hwy.**    City: **Bakersfield**    State: **CA**    Zip: **93308-6251**

**GRADUATION AND EMPLOYMENT CHART**

**You must SAVE the G&E form to calculate totals**



<a href="#">Cancel</a>	<input checked="" type="checkbox"/> Complete	<a href="#">Save</a>
Approved Program Title:	Automotive Technician	
Program Code:	605	
Credential:	Diploma	
Report Date:	7/2024	Program Length in Months: <input type="text" value="10"/>
Beginning Date:	1/2022	End Date: 12/2022

Is this chart for a satellite location?  Yes  No [?](#)

Is this chart for a program offered 100% via Distance Education?  Yes  No [?](#)

**REPORTING PERIOD**

Class Start Date (eg 01/21):	01/22	02/22	03/22	04/22	05/22	06/22	07/22	08/22	09/22	10/22	11/22	12/22	Total	%
Number Started:	39	20	23	27	15	20	15	25	11	18	12	0	225	
Transfers to Another Program/Cohort:	0	0	0	0	0	0	0	0	0	0	0	0	0	0%
Transfers from Another Program/Cohort:	0	0	0	0	0	0	0	0	0	0	0	0	0	0%
<b>Total Starts (+/- Transfers):</b>	<b>39</b>	<b>20</b>	<b>23</b>	<b>27</b>	<b>15</b>	<b>20</b>	<b>15</b>	<b>25</b>	<b>11</b>	<b>18</b>	<b>12</b>	<b>0</b>	<b>225</b>	
Unavailable for Graduation: <a href="#">?</a>	1	0	0	0	0	2	0	0	1	3	0	0	7	3%
<b>Students Available For Graduation:</b>	<b>38</b>	<b>20</b>	<b>23</b>	<b>27</b>	<b>15</b>	<b>18</b>	<b>15</b>	<b>25</b>	<b>10</b>	<b>15</b>	<b>12</b>	<b>0</b>	<b>218</b>	<b>97%</b>
Withdrawn/Terminated Students:	17	9	9	13	8	8	7	15	3	6	3	0	98	44%
<b>Graduates within 150% Program Length:</b>	<b>21</b>	<b>11</b>	<b>14</b>	<b>14</b>	<b>7</b>	<b>10</b>	<b>8</b>	<b>10</b>	<b>7</b>	<b>9</b>	<b>9</b>	<b>0</b>	<b>120</b>	<b>55%</b>

<b>GRADUATION RATE</b>	<b>55%</b>	<b>55%</b>	<b>61%</b>	<b>52%</b>	<b>47%</b>	<b>56%</b>	<b>53%</b>	<b>40%</b>	<b>70%</b>	<b>60%</b>	<b>75%</b>	<b>0%</b>		<b>55%</b>
Graduates - Further Education: 	0	0	0	1	0	0	0	1	0	0	0	0	2	2%
Graduates - Unavailable for Employment: 	0	0	0	0	0	0	0	0	0	0	0	0	0	0%
Graduates - Available for Employment:	<b>21</b>	<b>11</b>	<b>14</b>	<b>13</b>	<b>7</b>	<b>10</b>	<b>8</b>	<b>9</b>	<b>7</b>	<b>9</b>	<b>9</b>	<b>0</b>	<b>118</b>	<b>98%</b>
Graduates - Employed in Field:	17	5	12	6	4	6	6	9	5	7	7	0	84	71%
<b>EMPLOYMENT RATE</b>	<b>81%</b>	<b>45%</b>	<b>86%</b>	<b>46%</b>	<b>57%</b>	<b>60%</b>	<b>75%</b>	<b>100%</b>	<b>71%</b>	<b>78%</b>	<b>78%</b>	<b>0%</b>		<b>71%</b>
Graduates - Unrelated Occupation:	0	0	0	0	0	0	0	0	0	0	0	0	0	0%
Graduates - Unemployed:	0	0	0	0	0	0	0	0	0	0	0	0	0	0%
Graduates - Unknown:	4	6	2	7	3	4	2	0	2	2	2	0	34	29%
<b>Non-Graduated Students Who Obtained Training Related Employment</b>	0	0	0	0	0	0	0	0	0	0	0	0	0	0%
<b>Employment Rate with Non-Graduated Employed Students</b>	<b>81%</b>	<b>45%</b>	<b>86%</b>	<b>46%</b>	<b>57%</b>	<b>60%</b>	<b>75%</b>	<b>100%</b>	<b>71%</b>	<b>78%</b>	<b>78%</b>	<b>0%</b>		<b>71%</b>

**LICENSURE / CERTIFICATION EXAMINATION PASS RATES CHART**

Licensure / Certification Name:													
1. Class Start Date:	01/22	02/22	03/22	04/22	05/22	06/22	07/22	08/22	09/22	10/22	11/22	12/22	
2. Number of Graduates:	21	11	14	14	7	10	8	10	7	9	9	0	<b>120</b>
3. # of Graduates Taking Exam:	0	0	0	0	0	0	0	0	0	0	0	0	<b>0</b>
4. # of Graduates Passing Exam:	0	0	0	0	0	0	0	0	0	0	0	0	<b>0</b>
<b>5. Percentage of Grads Passing Exam:</b>	<b>0</b>	<b>0</b>	<b>0</b>	<b>0</b>	<b>0</b>	<b>0</b>	<b>0</b>	<b>0</b>	<b>0</b>	<b>0</b>	<b>0</b>	<b>0</b>	<b>0</b> Avg.
Licensure / Certification Examination Agency Rate:	0	0	0	0	0	0	0	0	0	0	0	0	<b>0</b>
<b>Cancel</b>													<b>Save</b>

Annual Report: **2024**    School Number: **072368**    School Name: **UEI College**    Type: **Branch**    Annual Report Status: **Submitted**  
 Address: **3737 Rosedale Hwy.**    City: **Bakersfield**    State: **CA**    Zip: **93308-6251**

**GRADUATION AND EMPLOYMENT CHART**

**You must SAVE the G&E form to calculate totals**



<a href="#">Cancel</a>	<input checked="" type="checkbox"/> Complete	<a href="#">Save</a>
Approved Program Title:	Business Office Administration	
Program Code:	1000	
Credential:	Diploma	
Report Date:	7/2024	Program Length in Months: <input type="text" value="10"/>
Beginning Date:	1/2022	End Date: 12/2022

Is this chart for a satellite location?  Yes  No [?](#)

Is this chart for a program offered 100% via Distance Education?  Yes  No [?](#)

**REPORTING PERIOD**

Class Start Date (eg 01/21):	01/22	02/22	03/22	04/22	05/22	06/22	07/22	08/22	09/22	10/22	11/22	12/22	Total	%
Number Started:	8	6	4	4	2	7	5	5	15	2	3	0	<b>61</b>	
Transfers to Another Program/Cohort:	0	0	0	0	0	0	0	0	0	0	0	0	<b>0</b>	<b>0%</b>
Transfers from Another Program/Cohort:	0	0	0	0	0	0	0	0	0	0	0	0	<b>0</b>	<b>0%</b>
<b>Total Starts (+/- Transfers):</b>	<b>8</b>	<b>6</b>	<b>4</b>	<b>4</b>	<b>2</b>	<b>7</b>	<b>5</b>	<b>5</b>	<b>15</b>	<b>2</b>	<b>3</b>	<b>0</b>	<b>61</b>	
Unavailable for Graduation: <a href="#">?</a>	0	1	1	0	0	0	1	1	2	0	0	0	<b>6</b>	<b>10%</b>
<b>Students Available For Graduation:</b>	<b>8</b>	<b>5</b>	<b>3</b>	<b>4</b>	<b>2</b>	<b>7</b>	<b>4</b>	<b>4</b>	<b>13</b>	<b>2</b>	<b>3</b>	<b>0</b>	<b>55</b>	<b>90%</b>
Withdrawn/Terminated Students:	1	1	0	1	0	2	1	1	4	0	1	0	<b>12</b>	<b>20%</b>
<b>Graduates within 150% Program Length:</b>	<b>7</b>	<b>4</b>	<b>3</b>	<b>3</b>	<b>2</b>	<b>5</b>	<b>3</b>	<b>3</b>	<b>9</b>	<b>2</b>	<b>2</b>	<b>0</b>	<b>43</b>	<b>78%</b>

<b>GRADUATION RATE</b>	<b>88%</b>	<b>80%</b>	<b>100%</b>	<b>75%</b>	<b>100%</b>	<b>71%</b>	<b>75%</b>	<b>75%</b>	<b>69%</b>	<b>100%</b>	<b>67%</b>	<b>0%</b>		<b>78%</b>
Graduates - Further Education: 	1	0	0	0	0	0	0	0	0	0	0	0	1	2%
Graduates - Unavailable for Employment: 	0	0	0	0	0	0	0	0	0	0	0	0	0	0%
Graduates - Available for Employment:	6	4	3	3	2	5	3	3	9	2	2	0	42	98%
Graduates - Employed in Field:	4	4	2	1	1	4	2	1	9	1	1	0	30	71%
<b>EMPLOYMENT RATE</b>	<b>67%</b>	<b>100%</b>	<b>67%</b>	<b>33%</b>	<b>50%</b>	<b>80%</b>	<b>67%</b>	<b>33%</b>	<b>100%</b>	<b>50%</b>	<b>50%</b>	<b>0%</b>		<b>71%</b>
Graduates - Unrelated Occupation:	0	0	0	0	0	0	0	0	0	0	0	0	0	0%
Graduates - Unemployed:	0	0	0	0	0	0	0	0	0	0	0	0	0	0%
Graduates - Unknown:	2	0	1	2	1	1	1	2	0	1	1	0	12	29%
<b>Non-Graduated Students Who Obtained Training Related Employment</b>	0	0	0	0	0	0	0	0	0	0	0	0	0	0%
<b>Employment Rate with Non-Graduated Employed Students</b>	<b>67%</b>	<b>100%</b>	<b>67%</b>	<b>33%</b>	<b>50%</b>	<b>80%</b>	<b>67%</b>	<b>33%</b>	<b>100%</b>	<b>50%</b>	<b>50%</b>	<b>0%</b>		<b>71%</b>



**LICENSURE / CERTIFICATION EXAMINATION PASS RATES CHART**

Licensure / Certification Name:														
1. Class Start Date:	01/22	02/22	03/22	04/22	05/22	06/22	07/22	08/22	09/22	10/22	11/22	12/22		
2. Number of Graduates:	7	4	3	3	2	5	3	3	9	2	2	0	<b>43</b>	
3. # of Graduates Taking Exam:	0	0	0	0	0	0	0	0	0	0	0	0	<b>0</b>	
4. # of Graduates Passing Exam:	0	0	0	0	0	0	0	0	0	0	0	0	<b>0</b>	
<b>5. Percentage of Grads Passing Exam:</b>	<b>0</b>	<b>0</b>	<b>0</b>	<b>0</b>	<b>0</b>	<b>0</b>	<b>0</b>	<b>0</b>	<b>0</b>	<b>0</b>	<b>0</b>	<b>0</b>	<b>0</b>	Avg.
Licensure / Certification Examination Agency Rate:	0	0	0	0	0	0	0	0	0	0	0	0	<b>0</b>	<b>0</b>
<b>Cancel</b>												<b>Save</b>		

Annual Report: **2024**    School Number: **072368**    School Name: **UEI College**    Type: **Branch**    Annual Report Status: **Submitted**  
 Address: **3737 Rosedale Hwy.**    City: **Bakersfield**    State: **CA**    Zip: **93308-6251**

**GRADUATION AND EMPLOYMENT CHART**

**You must SAVE the G&E form to calculate totals**



<a href="#">Cancel</a>	<input checked="" type="checkbox"/> Complete	<a href="#">Save</a>
Approved Program Title:	Criminal Justice	
Program Code:	1605	
Credential:	Diploma	
Report Date:	7/2024	Program Length in Months: <input type="text" value="10"/>
Beginning Date:	1/2022	End Date: 12/2022

Is this chart for a satellite location?  Yes  No [?](#)

Is this chart for a program offered 100% via Distance Education?  Yes  No [?](#)

**REPORTING PERIOD**

Class Start Date (eg 01/21):	01/22	02/22	03/22	04/22	05/22	06/22	07/22	08/22	09/22	10/22	11/22	12/22	Total	%
Number Started:	3	5	5	5	7	8	5	2	5	3	2	0	50	
Transfers to Another Program/Cohort:	0	0	0	0	0	0	0	0	0	0	0	0	0	0%
Transfers from Another Program/Cohort:	0	0	0	0	0	0	0	0	0	0	0	0	0	0%
<b>Total Starts (+/- Transfers):</b>	<b>3</b>	<b>5</b>	<b>5</b>	<b>5</b>	<b>7</b>	<b>8</b>	<b>5</b>	<b>2</b>	<b>5</b>	<b>3</b>	<b>2</b>	<b>0</b>	<b>50</b>	
Unavailable for Graduation: <a href="#">?</a>	0	0	0	0	0	0	0	0	0	0	0	0	0	0%
<b>Students Available For Graduation:</b>	<b>3</b>	<b>5</b>	<b>5</b>	<b>5</b>	<b>7</b>	<b>8</b>	<b>5</b>	<b>2</b>	<b>5</b>	<b>3</b>	<b>2</b>	<b>0</b>	<b>50</b>	<b>100%</b>
Withdrawn/Terminated Students:	0	1	2	2	3	3	1	2	3	1	1	0	19	38%
<b>Graduates within 150% Program Length:</b>	<b>3</b>	<b>4</b>	<b>3</b>	<b>3</b>	<b>4</b>	<b>5</b>	<b>4</b>	<b>0</b>	<b>2</b>	<b>2</b>	<b>1</b>	<b>0</b>	<b>31</b>	<b>62%</b>

<b>GRADUATION RATE</b>	<b>100%</b>	<b>80%</b>	<b>60%</b>	<b>60%</b>	<b>57%</b>	<b>63%</b>	<b>80%</b>	<b>0%</b>	<b>40%</b>	<b>67%</b>	<b>50%</b>	<b>0%</b>		<b>62%</b>
Graduates - Further Education: 	0	0	0	0	0	1	1	0	1	0	0	0	3	10%
Graduates - Unavailable for Employment: 	0	0	0	0	0	0	0	0	0	1	1	0	2	6%
Graduates - Available for Employment:	3	4	3	3	4	4	3	0	1	1	0	0	26	84%
Graduates - Employed in Field:	3	3	1	1	3	4	3	0	1	0	0	0	19	73%
<b>EMPLOYMENT RATE</b>	<b>100%</b>	<b>75%</b>	<b>33%</b>	<b>33%</b>	<b>75%</b>	<b>100%</b>	<b>100%</b>	<b>0%</b>	<b>100%</b>	<b>0%</b>	<b>0%</b>	<b>0%</b>		<b>73%</b>
Graduates - Unrelated Occupation:	0	0	0	0	0	0	0	0	0	0	0	0	0	0%
Graduates - Unemployed:	0	0	0	0	0	0	0	0	0	0	0	0	0	0%
Graduates - Unknown:	0	1	2	2	1	0	0	0	0	1	0	0	7	27%
<b>Non-Graduated Students Who Obtained Training Related Employment</b>	0	0	0	0	0	0	0	0	0	0	0	0	0	0%
<b>Employment Rate with Non-Graduated Employed Students</b>	<b>100%</b>	<b>75%</b>	<b>33%</b>	<b>33%</b>	<b>75%</b>	<b>100%</b>	<b>100%</b>	<b>0%</b>	<b>100%</b>	<b>0%</b>	<b>0%</b>	<b>0%</b>		<b>73%</b>

**LICENSURE / CERTIFICATION EXAMINATION PASS RATES CHART**

Licensure / Certification Name:														
1. Class Start Date:	01/22	02/22	03/22	04/22	05/22	06/22	07/22	08/22	09/22	10/22	11/22	12/22		
2. Number of Graduates:	3	4	3	3	4	5	4	0	2	2	1	0	<b>31</b>	
3. # of Graduates Taking Exam:	0	0	0	0	0	0	0	0	0	0	0	0	0	0
4. # of Graduates Passing Exam:	0	0	0	0	0	0	0	0	0	0	0	0	0	0
<b>5. Percentage of Grads Passing Exam:</b>	<b>0</b>	<b>0</b>	<b>0</b>	<b>0</b>	<b>0</b>	<b>0</b>	<b>0</b>	<b>0</b>	<b>0</b>	<b>0</b>	<b>0</b>	<b>0</b>	<b>0</b>	<b>0</b> Avg.
Licensure / Certification Examination Agency Rate:	0	0	0	0	0	0	0	0	0	0	0	0	0	0

<b>Cancel</b>													<b>Save</b>
---------------	--	--	--	--	--	--	--	--	--	--	--	--	-------------

Annual Report: **2024**    School Number: **072368**    School Name: **UEI College**    Type: **Branch**    Annual Report Status: **Submitted**  
 Address: **3737 Rosedale Hwy.**    City: **Bakersfield**    State: **CA**    Zip: **93308-6251**

**GRADUATION AND EMPLOYMENT CHART**

**You must SAVE the G&E form to calculate totals**



<a href="#">Cancel</a>	<input checked="" type="checkbox"/> Complete	<a href="#">Save</a>
Approved Program Title:	Dental Assistant	
Program Code:	106	
Credential:	Diploma	
Report Date:	7/2024	Program Length in Months: <input type="text" value="10"/>
Beginning Date:	1/2022	End Date: 12/2022

Is this chart for a satellite location?  Yes  No [?](#)

Is this chart for a program offered 100% via Distance Education?  Yes  No [?](#)

**REPORTING PERIOD**

Class Start Date (eg 01/21):	01/22	02/22	03/22	04/22	05/22	06/22	07/22	08/22	09/22	10/22	11/22	12/22	Total	%
Number Started:	15	8	4	12	11	17	17	17	7	17	3	0	<b>128</b>	
Transfers to Another Program/Cohort:	0	0	0	0	0	0	0	0	0	0	0	0	<b>0</b>	<b>0%</b>
Transfers from Another Program/Cohort:	0	0	0	0	0	0	0	0	0	0	0	0	<b>0</b>	<b>0%</b>
<b>Total Starts (+/- Transfers):</b>	<b>15</b>	<b>8</b>	<b>4</b>	<b>12</b>	<b>11</b>	<b>17</b>	<b>17</b>	<b>17</b>	<b>7</b>	<b>17</b>	<b>3</b>	<b>0</b>	<b>128</b>	
Unavailable for Graduation: <a href="#">?</a>	0	2	0	0	0	1	0	0	0	0	0	0	<b>3</b>	<b>2%</b>
<b>Students Available For Graduation:</b>	<b>15</b>	<b>6</b>	<b>4</b>	<b>12</b>	<b>11</b>	<b>16</b>	<b>17</b>	<b>17</b>	<b>7</b>	<b>17</b>	<b>3</b>	<b>0</b>	<b>125</b>	<b>98%</b>
Withdrawn/Terminated Students:	2	2	0	5	4	3	4	4	1	3	0	0	<b>28</b>	<b>22%</b>
<b>Graduates within 150% Program Length:</b>	<b>13</b>	<b>4</b>	<b>4</b>	<b>7</b>	<b>7</b>	<b>13</b>	<b>13</b>	<b>13</b>	<b>6</b>	<b>14</b>	<b>3</b>	<b>0</b>	<b>97</b>	<b>78%</b>

<b>GRADUATION RATE</b>	<b>87%</b>	<b>67%</b>	<b>100%</b>	<b>58%</b>	<b>64%</b>	<b>81%</b>	<b>76%</b>	<b>76%</b>	<b>86%</b>	<b>82%</b>	<b>100%</b>	<b>0%</b>		<b>78%</b>
Graduates - Further Education: 	0	0	0	0	0	0	0	0	0	0	0	0	0	0
Graduates - Unavailable for Employment: 	0	0	0	2	1	0	0	0	1	0	0	0	4	4%
Graduates - Available for Employment:	<b>13</b>	<b>4</b>	<b>4</b>	<b>5</b>	<b>6</b>	<b>13</b>	<b>13</b>	<b>13</b>	<b>5</b>	<b>14</b>	<b>3</b>	<b>0</b>	<b>93</b>	<b>96%</b>
Graduates - Employed in Field:	9	3	3	4	5	12	8	10	4	12	2	0	72	77%
<b>EMPLOYMENT RATE</b>	<b>69%</b>	<b>75%</b>	<b>75%</b>	<b>80%</b>	<b>83%</b>	<b>92%</b>	<b>62%</b>	<b>77%</b>	<b>80%</b>	<b>86%</b>	<b>67%</b>	<b>0%</b>		<b>77%</b>
Graduates - Unrelated Occupation:	0	0	0	0	0	0	0	0	0	0	0	0	0	0%
Graduates - Unemployed:	0	0	0	0	0	0	0	0	0	0	0	0	0	0%
Graduates - Unknown:	4	1	1	1	1	1	5	3	1	2	1	0	21	23%
<b>Non-Graduated Students Who Obtained Training Related Employment</b>	0	0	0	0	0	0	0	0	0	0	0	0	0	0%
<b>Employment Rate with Non-Graduated Employed Students</b>	<b>69%</b>	<b>75%</b>	<b>75%</b>	<b>80%</b>	<b>83%</b>	<b>92%</b>	<b>62%</b>	<b>77%</b>	<b>80%</b>	<b>86%</b>	<b>67%</b>	<b>0%</b>		<b>77%</b>

**LICENSURE / CERTIFICATION EXAMINATION PASS RATES CHART**

Licensure / Certification Name:														
1. Class Start Date:	01/22	02/22	03/22	04/22	05/22	06/22	07/22	08/22	09/22	10/22	11/22	12/22		
2. Number of Graduates:	13	4	4	7	7	13	13	13	6	14	3	0	<b>97</b>	
3. # of Graduates Taking Exam:	0	0	0	0	0	0	0	0	0	0	0	0	<b>0</b>	
4. # of Graduates Passing Exam:	0	0	0	0	0	0	0	0	0	0	0	0	<b>0</b>	
<b>5. Percentage of Grads Passing Exam:</b>	<b>0</b>	<b>0</b>	<b>0</b>	<b>0</b>	<b>0</b>	<b>0</b>	<b>0</b>	<b>0</b>	<b>0</b>	<b>0</b>	<b>0</b>	<b>0</b>	<b>0</b>	Avg.
Licensure / Certification Examination Agency Rate:	0	0	0	0	0	0	0	0	0	0	0	0	<b>0</b>	<b>0</b>
<b>Cancel</b>														<b>Save</b>

Annual Report: **2024** School Number: **072368** School Name: **UEI College** Type: **Branch** Annual Report Status: **Submitted**  
 Address: **3737 Rosedale Hwy.** City: **Bakersfield** State: **CA** Zip: **93308-6251**

**GRADUATION AND EMPLOYMENT CHART**  
 You must **SAVE** the G&E form to calculate totals

<a href="#">Cancel</a>	<input checked="" type="checkbox"/> Complete	<a href="#">Save</a>
Approved Program Title:	Electrician Technician	
Program Code:	935	
Credential:	Diploma	
Report Date:	7/2024	Program Length in Months: <input type="text" value="10"/>
Beginning Date:	1/2022	End Date: 12/2022



Is this chart for a satellite location?  Yes  No [?](#)

Is this chart for a program offered 100% via Distance Education?  Yes  No [?](#)

**REPORTING PERIOD**

Class Start Date (eg 01/21):	01/22	02/22	03/22	04/22	05/22	06/22	07/22	08/22	09/22	10/22	11/22	12/22	Total	%
Number Started:	41	23	29	26	29	24	29	32	23	23	11	7	<b>297</b>	
Transfers to Another Program/Cohort:	0	0	0	0	0	0	0	0	0	0	0	0	<b>0</b>	<b>0%</b>
Transfers from Another Program/Cohort:	0	0	0	0	0	0	0	0	0	0	0	0	<b>0</b>	<b>0%</b>
<b>Total Starts (+/- Transfers):</b>	<b>41</b>	<b>23</b>	<b>29</b>	<b>26</b>	<b>29</b>	<b>24</b>	<b>29</b>	<b>32</b>	<b>23</b>	<b>23</b>	<b>11</b>	<b>7</b>	<b>297</b>	
Unavailable for Graduation: <a href="#">?</a>	0	0	0	0	0	0	0	1	0	0	0	0	<b>1</b>	<b>0%</b>
<b>Students Available For Graduation:</b>	<b>41</b>	<b>23</b>	<b>29</b>	<b>26</b>	<b>29</b>	<b>24</b>	<b>29</b>	<b>31</b>	<b>23</b>	<b>23</b>	<b>11</b>	<b>7</b>	<b>296</b>	<b>100%</b>
Withdrawn/Terminated Students:	7	9	5	5	14	3	1	9	7	8	1	4	<b>73</b>	<b>25%</b>
<b>Graduates within 150% Program Length:</b>	<b>34</b>	<b>14</b>	<b>24</b>	<b>21</b>	<b>15</b>	<b>21</b>	<b>28</b>	<b>22</b>	<b>16</b>	<b>15</b>	<b>10</b>	<b>3</b>	<b>223</b>	<b>75%</b>



<b>GRADUATION RATE</b>	<b>83%</b>	<b>61%</b>	<b>83%</b>	<b>81%</b>	<b>52%</b>	<b>88%</b>	<b>97%</b>	<b>71%</b>	<b>70%</b>	<b>65%</b>	<b>91%</b>	<b>43%</b>		<b>75%</b>
Graduates - Further Education: 	1	0	0	1	0	0	0	0	0	0	0	0	2	1%
Graduates - Unavailable for Employment: 	0	0	0	1	0	0	0	0	1	0	0	0	2	1%
Graduates - Available for Employment:	<b>33</b>	<b>14</b>	<b>24</b>	<b>19</b>	<b>15</b>	<b>21</b>	<b>28</b>	<b>22</b>	<b>15</b>	<b>15</b>	<b>10</b>	<b>3</b>	<b>219</b>	<b>98%</b>
Graduates - Employed in Field:	26	11	16	14	12	11	20	20	10	8	5	1	154	70%
<b>EMPLOYMENT RATE</b>	<b>79%</b>	<b>79%</b>	<b>67%</b>	<b>74%</b>	<b>80%</b>	<b>52%</b>	<b>71%</b>	<b>91%</b>	<b>67%</b>	<b>53%</b>	<b>50%</b>	<b>33%</b>		<b>70%</b>
Graduates - Unrelated Occupation:	0	0	0	0	0	0	0	0	0	0	0	0	0	0%
Graduates - Unemployed:	0	0	0	0	0	0	0	0	0	0	0	0	0	0%
Graduates - Unknown:	7	3	8	5	3	10	8	2	5	7	5	2	65	30%
<b>Non-Graduated Students Who Obtained Training Related Employment</b>	0	0	0	0	0	0	0	0	0	0	0	0	0	0%
<b>Employment Rate with Non-Graduated Employed Students</b>	<b>79%</b>	<b>79%</b>	<b>67%</b>	<b>74%</b>	<b>80%</b>	<b>52%</b>	<b>71%</b>	<b>91%</b>	<b>67%</b>	<b>53%</b>	<b>50%</b>	<b>33%</b>		<b>70%</b>

**LICENSURE / CERTIFICATION EXAMINATION PASS RATES CHART**

Licensure / Certification Name:														
1. Class Start Date:	01/22	02/22	03/22	04/22	05/22	06/22	07/22	08/22	09/22	10/22	11/22	12/22		
2. Number of Graduates:	34	14	24	21	15	21	28	22	16	15	10	3	<b>223</b>	
3. # of Graduates Taking Exam:	0	0	0	0	0	0	0	0	0	0	0	0	0	0
4. # of Graduates Passing Exam:	0	0	0	0	0	0	0	0	0	0	0	0	0	0
<b>5. Percentage of Grads Passing Exam:</b>	<b>0</b>	<b>0</b>	<b>0</b>	<b>0</b>	<b>0</b>	<b>0</b>	<b>0</b>	<b>0</b>	<b>0</b>	<b>0</b>	<b>0</b>	<b>0</b>	<b>0</b>	<b>0</b>
Licensure / Certification Examination Agency Rate:	0	0	0	0	0	0	0	0	0	0	0	0	0	0

<b>Cancel</b>													<b>Save</b>
---------------	--	--	--	--	--	--	--	--	--	--	--	--	-------------

Annual Report: **2024**    School Number: **072368**    School Name: **UEI College**    Type: **Branch**    Annual Report Status: **Submitted**  
 Address: **3737 Rosedale Hwy.**    City: **Bakersfield**    State: **CA**    Zip: **93308-6251**

**GRADUATION AND EMPLOYMENT CHART**

**You must SAVE the G&E form to calculate totals**



<a href="#">Cancel</a>	<input checked="" type="checkbox"/> Complete	<a href="#">Save</a>
Approved Program Title:	Heating, Ventilation and Air Conditioning	
Program Code:	940	
Credential:	Diploma	
Report Date:	7/2024	Program Length in Months: <input type="text" value="10"/>
Beginning Date:	1/2022	End Date: 12/2022

Is this chart for a satellite location?  Yes  No [?](#)

Is this chart for a program offered 100% via Distance Education?  Yes  No [?](#)

**REPORTING PERIOD**

Class Start Date (eg 01/21):	01/22	02/22	03/22	04/22	05/22	06/22	07/22	08/22	09/22	10/22	11/22	12/22	Total	%
Number Started:	19	11	10	3	10	20	9	11	13	7	8	0	121	
Transfers to Another Program/Cohort:	0	0	0	0	0	0	0	0	0	0	0	0	0	0%
Transfers from Another Program/Cohort:	0	0	0	0	0	0	0	0	0	0	0	0	0	0%
<b>Total Starts (+/- Transfers):</b>	<b>19</b>	<b>11</b>	<b>10</b>	<b>3</b>	<b>10</b>	<b>20</b>	<b>9</b>	<b>11</b>	<b>13</b>	<b>7</b>	<b>8</b>	<b>0</b>	<b>121</b>	
Unavailable for Graduation: <a href="#">?</a>	0	0	1	0	0	0	0	0	0	0	0	0	1	1%
<b>Students Available For Graduation:</b>	<b>19</b>	<b>11</b>	<b>9</b>	<b>3</b>	<b>10</b>	<b>20</b>	<b>9</b>	<b>11</b>	<b>13</b>	<b>7</b>	<b>8</b>	<b>0</b>	<b>120</b>	<b>99%</b>
Withdrawn/Terminated Students:	5	0	3	1	2	1	1	2	3	2	3	0	23	19%
<b>Graduates within 150% Program Length:</b>	<b>14</b>	<b>11</b>	<b>6</b>	<b>2</b>	<b>8</b>	<b>19</b>	<b>8</b>	<b>9</b>	<b>10</b>	<b>5</b>	<b>5</b>	<b>0</b>	<b>97</b>	<b>81%</b>

<b>GRADUATION RATE</b>	<b>74%</b>	<b>100%</b>	<b>67%</b>	<b>67%</b>	<b>80%</b>	<b>95%</b>	<b>89%</b>	<b>82%</b>	<b>77%</b>	<b>71%</b>	<b>63%</b>	<b>0%</b>		<b>81%</b>
Graduates - Further Education: 	1	0	0	0	0	3	0	0	0	0	0	0	4	4%
Graduates - Unavailable for Employment: 	1	1	0	0	0	0	0	0	1	0	0	0	3	3%
Graduates - Available for Employment:	<b>12</b>	<b>10</b>	<b>6</b>	<b>2</b>	<b>8</b>	<b>16</b>	<b>8</b>	<b>9</b>	<b>9</b>	<b>5</b>	<b>5</b>	<b>0</b>	<b>90</b>	<b>93%</b>
Graduates - Employed in Field:	9	7	6	2	7	8	6	8	7	1	4	0	65	72%
<b>EMPLOYMENT RATE</b>	<b>75%</b>	<b>70%</b>	<b>100%</b>	<b>100%</b>	<b>88%</b>	<b>50%</b>	<b>75%</b>	<b>89%</b>	<b>78%</b>	<b>20%</b>	<b>80%</b>	<b>0%</b>		<b>72%</b>
Graduates - Unrelated Occupation:	0	0	0	0	0	0	0	0	0	0	0	0	0	0%
Graduates - Unemployed:	0	0	0	0	0	0	0	0	0	0	0	0	0	0%
Graduates - Unknown:	3	3	0	0	1	8	2	1	2	4	1	0	25	28%
<b>Non-Graduated Students Who Obtained Training Related Employment</b>	0	0	0	0	0	0	0	0	0	0	0	0	0	0%
<b>Employment Rate with Non-Graduated Employed Students</b>	<b>75%</b>	<b>70%</b>	<b>100%</b>	<b>100%</b>	<b>88%</b>	<b>50%</b>	<b>75%</b>	<b>89%</b>	<b>78%</b>	<b>20%</b>	<b>80%</b>	<b>0%</b>		<b>72%</b>

**LICENSURE / CERTIFICATION EXAMINATION PASS RATES CHART**

Licensure / Certification Name:													
1. Class Start Date:	01/22	02/22	03/22	04/22	05/22	06/22	07/22	08/22	09/22	10/22	11/22	12/22	
2. Number of Graduates:	14	11	6	2	8	19	8	9	10	5	5	0	<b>97</b>
3. # of Graduates Taking Exam:	0	0	0	0	0	0	0	0	0	0	0	0	<b>0</b>
4. # of Graduates Passing Exam:	0	0	0	0	0	0	0	0	0	0	0	0	<b>0</b>
<b>5. Percentage of Grads Passing Exam:</b>	<b>0</b>	<b>0</b>	<b>0</b>	<b>0</b>	<b>0</b>	<b>0</b>	<b>0</b>	<b>0</b>	<b>0</b>	<b>0</b>	<b>0</b>	<b>0</b>	<b>0</b> Avg.
Licensure / Certification Examination Agency Rate:	0	0	0	0	0	0	0	0	0	0	0	0	<b>0</b>
<b>Cancel</b>													<b>Save</b>

Annual Report: **2024** School Number: **072368** School Name: **UEI College** Type: **Branch** Annual Report Status: **Submitted**  
 Address: **3737 Rosedale Hwy.** City: **Bakersfield** State: **CA** Zip: **93308-6251**

**GRADUATION AND EMPLOYMENT CHART**  
 You must **SAVE** the G&E form to calculate totals



<a href="#">Cancel</a>	<input checked="" type="checkbox"/> Complete	<a href="#">Save</a>
Approved Program Title:	Medical Assistant	
Program Code:	124	
Credential:	Diploma	
Report Date:	7/2024	Program Length in Months: <input type="text" value="10"/>
Beginning Date:	1/2022	End Date: 12/2022

Is this chart for a satellite location?  Yes  No [?](#)

Is this chart for a program offered 100% via Distance Education?  Yes  No [?](#)

**REPORTING PERIOD**

Class Start Date (eg 01/21):	01/22	02/22	03/22	04/22	05/22	06/22	07/22	08/22	09/22	10/22	11/22	12/22	Total	%
Number Started:	57	36	26	40	19	41	47	53	49	37	22	8	435	
Transfers to Another Program/Cohort:	0	0	0	0	0	0	0	0	0	0	0	0	0	0%
Transfers from Another Program/Cohort:	0	0	0	0	0	0	0	0	0	0	0	0	0	0%
<b>Total Starts (+/- Transfers):</b>	<b>57</b>	<b>36</b>	<b>26</b>	<b>40</b>	<b>19</b>	<b>41</b>	<b>47</b>	<b>53</b>	<b>49</b>	<b>37</b>	<b>22</b>	<b>8</b>	<b>435</b>	
Unavailable for Graduation: <a href="#">?</a>	0	0	1	0	0	1	0	0	0	0	0	0	2	0%
<b>Students Available For Graduation:</b>	<b>57</b>	<b>36</b>	<b>25</b>	<b>40</b>	<b>19</b>	<b>40</b>	<b>47</b>	<b>53</b>	<b>49</b>	<b>37</b>	<b>22</b>	<b>8</b>	<b>433</b>	<b>100%</b>
Withdrawn/Terminated Students:	16	13	11	19	7	13	9	20	15	12	6	3	144	33%
<b>Graduates within 150% Program Length:</b>	<b>41</b>	<b>23</b>	<b>14</b>	<b>21</b>	<b>12</b>	<b>27</b>	<b>38</b>	<b>33</b>	<b>34</b>	<b>25</b>	<b>16</b>	<b>5</b>	<b>289</b>	<b>67%</b>

<b>GRADUATION RATE</b>	<b>72%</b>	<b>64%</b>	<b>56%</b>	<b>53%</b>	<b>63%</b>	<b>68%</b>	<b>81%</b>	<b>62%</b>	<b>69%</b>	<b>68%</b>	<b>73%</b>	<b>63%</b>		<b>67%</b>
Graduates - Further Education: 	0	0	1	0	0	0	0	0	0	0	0	0	1	0%
Graduates - Unavailable for Employment: 	2	0	0	0	1	0	0	0	1	1	0	0	5	2%
Graduates - Available for Employment:	<b>39</b>	<b>23</b>	<b>13</b>	<b>21</b>	<b>11</b>	<b>27</b>	<b>38</b>	<b>33</b>	<b>33</b>	<b>24</b>	<b>16</b>	<b>5</b>	<b>283</b>	<b>98%</b>
Graduates - Employed in Field:	26	18	11	14	9	17	28	23	22	17	11	3	199	70%
<b>EMPLOYMENT RATE</b>	<b>67%</b>	<b>78%</b>	<b>85%</b>	<b>67%</b>	<b>82%</b>	<b>63%</b>	<b>74%</b>	<b>70%</b>	<b>67%</b>	<b>71%</b>	<b>69%</b>	<b>60%</b>		<b>70%</b>
Graduates - Unrelated Occupation:	0	0	0	0	0	0	0	0	0	0	0	0	0	0%
Graduates - Unemployed:	0	0	0	0	0	0	0	0	0	0	0	0	0	0%
Graduates - Unknown:	13	5	2	7	2	10	10	10	11	7	5	2	84	30%
<b>Non-Graduated Students Who Obtained Training Related Employment</b>	0	0	0	0	0	0	0	0	0	0	0	0	0	0%
<b>Employment Rate with Non-Graduated Employed Students</b>	<b>67%</b>	<b>78%</b>	<b>85%</b>	<b>67%</b>	<b>82%</b>	<b>63%</b>	<b>74%</b>	<b>70%</b>	<b>67%</b>	<b>71%</b>	<b>69%</b>	<b>60%</b>		<b>70%</b>

**LICENSURE / CERTIFICATION EXAMINATION PASS RATES CHART**

Licensure / Certification Name:														
1. Class Start Date:	01/22	02/22	03/22	04/22	05/22	06/22	07/22	08/22	09/22	10/22	11/22	12/22		
2. Number of Graduates:	41	23	14	21	12	27	38	33	34	25	16	5	<b>289</b>	
3. # of Graduates Taking Exam:	0	0	0	0	0	0	0	0	0	0	0	0	0	0
4. # of Graduates Passing Exam:	0	0	0	0	0	0	0	0	0	0	0	0	0	0
<b>5. Percentage of Grads Passing Exam:</b>	<b>0</b>	<b>0</b>	<b>0</b>	<b>0</b>	<b>0</b>	<b>0</b>	<b>0</b>	<b>0</b>	<b>0</b>	<b>0</b>	<b>0</b>	<b>0</b>	<b>0</b>	<b>0</b>
Licensure / Certification Examination Agency Rate:	0	0	0	0	0	0	0	0	0	0	0	0	0	0

<b>Cancel</b>													<b>Save</b>
---------------	--	--	--	--	--	--	--	--	--	--	--	--	-------------



Annual Report: **2024**    School Number: **072368**    School Name: **UEI College**    Type: **Branch**    Annual Report Status: **Submitted**  
 Address: **3737 Rosedale Hwy.**    City: **Bakersfield**    State: **CA**    Zip: **93308-6251**

**GRADUATION AND EMPLOYMENT CHART**

**You must SAVE the G&E form to calculate totals**



<a href="#">Cancel</a>	<input checked="" type="checkbox"/> Complete	<a href="#">Save</a>
Approved Program Title:	Medical Billing and Insurance Coding	
Program Code:	130	
Credential:	Diploma	
Report Date:	7/2024	Program Length in Months: <input type="text" value="10"/>
Beginning Date:	1/2022	End Date: 12/2022

Is this chart for a satellite location?  Yes  No [?](#)

Is this chart for a program offered 100% via Distance Education?  Yes  No [?](#)

**REPORTING PERIOD**

Class Start Date (eg 01/21):	01/22	02/22	03/22	04/22	05/22	06/22	07/22	08/22	09/22	10/22	11/22	12/22	Total	%
Number Started:	14	7	4	8	8	11	4	11	3	4	6	0	80	
Transfers to Another Program/Cohort:	0	0	0	0	0	0	0	0	0	0	0	0	0	0%
Transfers from Another Program/Cohort:	0	0	0	0	0	0	0	0	0	0	0	0	0	0%
<b>Total Starts (+/- Transfers):</b>	<b>14</b>	<b>7</b>	<b>4</b>	<b>8</b>	<b>8</b>	<b>11</b>	<b>4</b>	<b>11</b>	<b>3</b>	<b>4</b>	<b>6</b>	<b>0</b>	<b>80</b>	
Unavailable for Graduation: <a href="#">?</a>	0	0	0	0	0	1	0	0	0	0	1	0	2	3%
<b>Students Available For Graduation:</b>	<b>14</b>	<b>7</b>	<b>4</b>	<b>8</b>	<b>8</b>	<b>10</b>	<b>4</b>	<b>11</b>	<b>3</b>	<b>4</b>	<b>5</b>	<b>0</b>	<b>78</b>	<b>98%</b>
Withdrawn/Terminated Students:	7	1	0	4	3	3	2	3	1	0	1	0	25	31%
<b>Graduates within 150% Program Length:</b>	<b>7</b>	<b>6</b>	<b>4</b>	<b>4</b>	<b>5</b>	<b>7</b>	<b>2</b>	<b>8</b>	<b>2</b>	<b>4</b>	<b>4</b>	<b>0</b>	<b>53</b>	<b>68%</b>

<b>GRADUATION RATE</b>	<b>50%</b>	<b>86%</b>	<b>100%</b>	<b>50%</b>	<b>63%</b>	<b>70%</b>	<b>50%</b>	<b>73%</b>	<b>67%</b>	<b>100%</b>	<b>80%</b>	<b>0%</b>		<b>68%</b>
Graduates - Further Education: 	0	0	0	0	0	0	0	0	0	0	0	0	0	0
Graduates - Unavailable for Employment: 	0	0	1	0	0	0	0	0	0	0	0	0	1	2%
Graduates - Available for Employment:	7	6	3	4	5	7	2	8	2	4	4	0	52	98%
Graduates - Employed in Field:	6	3	3	3	1	6	2	7	2	1	3	0	37	71%
<b>EMPLOYMENT RATE</b>	<b>86%</b>	<b>50%</b>	<b>100%</b>	<b>75%</b>	<b>20%</b>	<b>86%</b>	<b>100%</b>	<b>88%</b>	<b>100%</b>	<b>25%</b>	<b>75%</b>	<b>0%</b>		<b>71%</b>
Graduates - Unrelated Occupation:	0	0	0	0	0	0	0	0	0	0	0	0	0	0%
Graduates - Unemployed:	0	0	0	0	0	0	0	0	0	0	0	0	0	0%
Graduates - Unknown:	1	3	0	1	4	1	0	1	0	3	1	0	15	29%
<b>Non-Graduated Students Who Obtained Training Related Employment</b>	0	0	0	0	0	0	0	0	0	0	0	0	0	0%
<b>Employment Rate with Non-Graduated Employed Students</b>	<b>86%</b>	<b>50%</b>	<b>100%</b>	<b>75%</b>	<b>20%</b>	<b>86%</b>	<b>100%</b>	<b>88%</b>	<b>100%</b>	<b>25%</b>	<b>75%</b>	<b>0%</b>		<b>71%</b>


**LICENSURE / CERTIFICATION EXAMINATION PASS RATES CHART**


Licensure / Certification Name:														
1. Class Start Date:	01/22	02/22	03/22	04/22	05/22	06/22	07/22	08/22	09/22	10/22	11/22	12/22		
2. Number of Graduates:	7	6	4	4	5	7	2	8	2	4	4	0	<b>53</b>	
3. # of Graduates Taking Exam:	0	0	0	0	0	0	0	0	0	0	0	0	<b>0</b>	
4. # of Graduates Passing Exam:	0	0	0	0	0	0	0	0	0	0	0	0	<b>0</b>	
<b>5. Percentage of Grads Passing Exam:</b>	<b>0</b>	<b>0</b>	<b>0</b>	<b>0</b>	<b>0</b>	<b>0</b>	<b>0</b>	<b>0</b>	<b>0</b>	<b>0</b>	<b>0</b>	<b>0</b>	<b>0</b>	Avg.
Licensure / Certification Examination Agency Rate:	0	0	0	0	0	0	0	0	0	0	0	0	<b>0</b>	<b>0</b>
<b>Cancel</b>													<b>Save</b>	


Annual Report: **2024** School Number: **072368** School Name: **UEI College** Type: **Branch** Annual Report Status: **Submitted**  
 Address: **3737 Rosedale Hwy.** City: **Bakersfield** State: **CA** Zip: **93308-6251**

**GRADUATION AND EMPLOYMENT CHART**


**You must SAVE the G&E form to calculate totals**



<a href="#">Cancel</a>	<input checked="" type="checkbox"/> Complete		<a href="#">Save</a>
Approved Program Title:	Pharmacy Technician		
Program Code:	146		
Credential:	Diploma		
Report Date:	7/2024	Program Length in Months: 	10
Beginning Date:	1/2022	End Date:	12/2022

Is this chart for a satellite location?  Yes  No 

Is this chart for a program offered 100% via Distance Education?  Yes  No 

**REPORTING PERIOD**

Class Start Date (eg 01/21):	01/22	02/22	03/22	04/22	05/22	06/22	07/22	08/22	09/22	10/22	11/22	12/22	Total	%
Number Started:	11	8	5	8	6	6	3	9	10	4	8	0	78	
Transfers to Another Program/Cohort:	0	0	0	0	0	0	0	0	0	0	0	0	0	0%
Transfers from Another Program/Cohort:	0	0	0	0	0	0	0	0	0	0	0	0	0	0%
<b>Total Starts (+/- Transfers):</b>	<b>11</b>	<b>8</b>	<b>5</b>	<b>8</b>	<b>6</b>	<b>6</b>	<b>3</b>	<b>9</b>	<b>10</b>	<b>4</b>	<b>8</b>	<b>0</b>	<b>78</b>	
Unavailable for Graduation: 	0	0	0	0	0	0	0	0	0	0	0	0	0	0%
<b>Students Available For Graduation:</b>	<b>11</b>	<b>8</b>	<b>5</b>	<b>8</b>	<b>6</b>	<b>6</b>	<b>3</b>	<b>9</b>	<b>10</b>	<b>4</b>	<b>8</b>	<b>0</b>	<b>78</b>	<b>100%</b>
Withdrawn/Terminated Students:	2	1	0	3	2	2	0	2	2	0	4	0	18	23%
<b>Graduates within 150% Program Length:</b>	<b>9</b>	<b>7</b>	<b>5</b>	<b>5</b>	<b>4</b>	<b>4</b>	<b>3</b>	<b>7</b>	<b>8</b>	<b>4</b>	<b>4</b>	<b>0</b>	<b>60</b>	<b>77%</b>

<b>GRADUATION RATE</b>	<b>82%</b>	<b>88%</b>	<b>100%</b>	<b>63%</b>	<b>67%</b>	<b>67%</b>	<b>100%</b>	<b>78%</b>	<b>80%</b>	<b>100%</b>	<b>50%</b>	<b>0%</b>		<b>77%</b>
Graduates - Further Education: 	2	0	0	0	0	0	1	0	0	0	0	0	3	5%
Graduates - Unavailable for Employment: 	1	0	0	0	0	1	0	0	0	1	1	0	4	7%
Graduates - Available for Employment:	6	7	5	5	4	3	2	7	8	3	3	0	53	88%
Graduates - Employed in Field:	3	7	3	4	3	3	1	5	6	1	1	0	37	70%
<b>EMPLOYMENT RATE</b>	<b>50%</b>	<b>100%</b>	<b>60%</b>	<b>80%</b>	<b>75%</b>	<b>100%</b>	<b>50%</b>	<b>71%</b>	<b>75%</b>	<b>33%</b>	<b>33%</b>	<b>0%</b>		<b>70%</b>
Graduates - Unrelated Occupation:	0	0	0	0	0	0	0	0	0	0	0	0	0	0%
Graduates - Unemployed:	0	0	0	0	0	0	0	0	0	0	0	0	0	0%
Graduates - Unknown:	3	0	2	1	1	0	1	2	2	2	2	0	16	30%
<b>Non-Graduated Students Who Obtained Training Related Employment</b>	0	0	0	0	0	0	0	0	0	0	0	0	0	0%
<b>Employment Rate with Non-Graduated Employed Students</b>	<b>50%</b>	<b>100%</b>	<b>60%</b>	<b>80%</b>	<b>75%</b>	<b>100%</b>	<b>50%</b>	<b>71%</b>	<b>75%</b>	<b>33%</b>	<b>33%</b>	<b>0%</b>		<b>70%</b>

**LICENSURE / CERTIFICATION EXAMINATION PASS RATES CHART**

Licensure / Certification Name:														
1. Class Start Date:	01/22	02/22	03/22	04/22	05/22	06/22	07/22	08/22	09/22	10/22	11/22	12/22		
2. Number of Graduates:	9	7	5	5	4	4	3	7	8	4	4	0	<b>60</b>	
3. # of Graduates Taking Exam:	0	0	0	0	0	0	0	0	0	0	0	0	0	0
4. # of Graduates Passing Exam:	0	0	0	0	0	0	0	0	0	0	0	0	0	0
<b>5. Percentage of Grads Passing Exam:</b>	<b>0</b>	<b>0</b>	<b>0</b>	<b>0</b>	<b>0</b>	<b>0</b>	<b>0</b>	<b>0</b>	<b>0</b>	<b>0</b>	<b>0</b>	<b>0</b>	<b>0</b>	<b>0</b> Avg.
Licensure / Certification Examination Agency Rate:	0	0	0	0	0	0	0	0	0	0	0	0	0	0

<b>Cancel</b>													<b>Save</b>
---------------	--	--	--	--	--	--	--	--	--	--	--	--	-------------

Annual Report: **2024**

School Number: **072368**

School Name: **UEI College**

Type: **Branch**




Annual Report Status: **Submitted**

Address1: **3737 Rosedale Hwy.**

City: **Bakersfield**

State: **CA**

Zip: **93308-6251**

<input type="button" value="Cancel"/>		<input checked="" type="checkbox"/> Complete		<input type="button" value="Save"/>	
<b>PROGRAM ENROLLMENT SUMMARY</b>					
ACCSC Approved Program Title:		Automotive Technician			
Program Code:		605			
Credential:		Diploma			
Date Approved by ACCSC:		05/09/2014			
Program Approval Type:		Occupational			
Program Length in Months:		9 			
Approved Clock Hours:		720		Total Tuition: 21500.00 	
Approved Credit Hours:		36		Additional Expenses: 0.00	
Credit Hour Type		Semester		Average starting salary for graduates: 37058.00 	
<input type="checkbox"/> An externship is offered as a part of the program.					
Externship clock hours:		0			
Externship credit hours		0			
<b>LICENSURE/CERTIFICATION EXAMINATION ADMINISTERING AGENCY</b>					
Licensure or Certification Examination is required for Employment <input type="radio"/> Yes <input checked="" type="radio"/> No					

**ENROLLMENT DATA**

Is there reportable data on the Graduation & Employment ("G&E") Chart for this program?  Yes  No  
 G & E Chart(s) is required in order to successfully submit the Annual Report.

Do students take any portion of the program via Distance Education  Yes  No

**Number of Students enrolled as of 7/1/23**

Number of students enrolled in 100% Distance Education

Number of students enrolled in an on-campus/distance education hybrid

Number of students enrolled in on-campus only (if program not offered 100% online)

**Total Students Enrolled as of 7/1/23: 181**

**Additional Students enrolled between 7/1/23 and 6/30/24:**

Number of students enrolled in 100% Distance Education

Number of students enrolled in a on-campus/distance education hybrid

Number of students enrolled in on-campus only (if program not offered 100% online)

**Total number of additional student enrollments between 7/1/23 and 6/30/24 236**

**Total Students 417**

Satellite Location Enrollment  Yes  No

**Graduated Between 7/1/23 and 6/30/24**

i. Employed in field:	64		
ii. Employed in unrelated field:	0		
iii. Further Ed: 4 year college:	0		
iv. Further Ed: 2 year college:	0		
v. Further Ed: Trade school:	0		
vi. Further Ed: Other Training:	0		
vii. Unemployed:	135		
viii. Unknown:	0		
ix. Incarcerated:	0		
x. Military:	0		
xi. Death:	0		
xii. Medical:	0		
xiii. International:	0		
<b>Total Graduated:</b>	<b>199</b>		



**Withdrew or Terminated Between 7/1/23 and 6/30/24** 

i. Employed in field:	0		
ii. Employed in unrelated field:	0		
iii. Incarcerated:	0		
iv. Military Service:	0		
v. Death:	0		
vi. Medical:	0		
vii. International Student:	0		
viii. Financial/Family:	1		
ix. Moved from area:	2		
x. Personal Reasons:	0		
xi. Attendance:	49		
xii. Academic:	0		
xiii. Transfer within school:	0		
xiv. Other:	21		
xv. Unknown:	0		
<b>Total Withdrew or Terminated:</b>	<b>73</b>		
<b>Total Number of Students Enrolled as of 6/30/24:</b>	<b>145</b>		

For the following questions, please identify the characteristics for students enrolled as of 6/30/24 

a. No HS Diploma/GED:	0	a. Under 25:	85
b. GED:	8	b. 25-34:	52
c. HS Diploma:	137	c. 35-44:	7
d. Post-Secondary:	0	d. 45-Over:	1
e. Associates:	0	<b>Total by Age:</b>	<b>145</b>
f. Baccalaureate:	0	a. White:	6
g. Post Baccalaureate:	0	b. Black or African American:	3
<b>Total by Credential:</b>	<b>145</b>	c. Hispanic/Latino:	27
a. Male:	133	d. Asian:	4
b. Female:	12	e. American Indian or Alaska Native:	1
c. Not disclosed	0	f. Native Hawaiian or Other Pacific Islander	0
<b>Total by Gender:</b>	<b>145</b>	g. Two or more races	2
		h. Race and Ethnicity unknown:	102
		<b>Total by Ethnicity:</b>	<b>145</b>

Cancel

Save

Annual Report: **2024**      School Number: **072368**      School Name: **UEI College**      Type: **Branch**      Annual Report Status: **Submitted**  
 Address1: **3737 Rosedale Hwy.**      City: **Bakersfield**      State: **CA**      Zip: **93308-6251**

<input type="button" value="Cancel"/>	<input checked="" type="checkbox"/> Complete	<input type="button" value="Save"/>
<b>PROGRAM ENROLLMENT SUMMARY</b>		
ACCSC Approved Program Title:	Business Office Administration	
Program Code:	1000	
Credential:	Diploma	
Date Approved by ACCSC:	03/07/2012	
Program Approval Type:	Occupational	
Program Length in Months:	9	
Approved Clock Hours:	810	Total Tuition: 19900.00
Approved Credit Hours:	33.5	Additional Expenses: 0.00
Credit Hour Type	Semester	Average starting salary for graduates: 36219.00
<input checked="" type="checkbox"/> An externship is offered as a part of the program.		
Externship clock hours:	250	
Externship credit hours	5.5	
<b>LICENSURE/CERTIFICATION EXAMINATION ADMINISTERING AGENCY</b>		
Licensure or Certification Examination is required for Employment <input type="radio"/> Yes <input checked="" type="radio"/> No		

**ENROLLMENT DATA**

Is there reportable data on the Graduation & Employment ("G&E") Chart for this program?  Yes  No  
 G & E Chart(s) is required in order to successfully submit the Annual Report.

Do students take any portion of the program via Distance Education  Yes  No

**Number of Students enrolled as of 7/1/23**

Number of students enrolled in 100% Distance Education

Number of students enrolled in an on-campus/distance education hybrid

Number of students enrolled in on-campus only (if program not offered 100% online)

**Total Students Enrolled as of 7/1/23: 33**

**Additional Students enrolled between 7/1/23 and 6/30/24:**

Number of students enrolled in 100% Distance Education

Number of students enrolled in a on-campus/distance education hybrid

Number of students enrolled in on-campus only (if program not offered 100% online)

**Total number of additional student enrollments between 7/1/23 and 6/30/24 39**

**Total Students 72**

**Satellite Location Enrollment**  Yes  No

**Graduated Between 7/1/23 and 6/30/24**

i. Employed in field:	18		
ii. Employed in unrelated field:	0		
iii. Further Ed: 4 year college:	0		
iv. Further Ed: 2 year college:	0		
v. Further Ed: Trade school:	0		
vi. Further Ed: Other Training:	1		
vii. Unemployed:	13		
viii. Unknown:	0		
ix. Incarcerated:	0		
x. Military:	0		
xi. Death:	0		
xii. Medical:	0		
xiii. International:	0		
<b>Total Graduated:</b>	<b>32</b>		

**Withdrew or Terminated Between 7/1/23 and 6/30/24** 

i. Employed in field:	0		
ii. Employed in unrelated field:	0		
iii. Incarcerated:	0		
iv. Military Service:	0		
v. Death:	0		
vi. Medical:	0		
vii. International Student:	0		
viii. Financial/Family:	0		
ix. Moved from area:	0		
x. Personal Reasons:	1		
xi. Attendance:	6		
xii. Academic:	0		
xiii. Transfer within school:	0		
xiv. Other:	9		
xv. Unknown:	0		
<b>Total Withdrew or Terminated:</b>	<b>16</b>		
<b>Total Number of Students Enrolled as of 6/30/24:</b>	<b>24</b>		

For the following questions, please identify the characteristics for students enrolled as of 6/30/24 

a. No HS Diploma/GED:	<input type="text" value="0"/>	a. Under 25:	<input type="text" value="16"/>
b. GED:	<input type="text" value="0"/>	b. 25-34:	<input type="text" value="5"/>
c. HS Diploma:	<input type="text" value="24"/>	c. 35-44:	<input type="text" value="2"/>
d. Post-Secondary:	<input type="text" value="0"/>	d. 45-Over:	<input type="text" value="1"/>
e. Associates:	<input type="text" value="0"/>	<b>Total by Age:</b>	<b>24</b>
f. Baccalaureate:	<input type="text" value="0"/>	a. White:	<input type="text" value="0"/>
g. Post Baccalaureate:	<input type="text" value="0"/>	b. Black or African American:	<input type="text" value="0"/>
<b>Total by Credential:</b>	<b>24</b>	c. Hispanic/Latino:	<input type="text" value="8"/>
a. Male:	<input type="text" value="7"/>	d. Asian:	<input type="text" value="1"/>
b. Female:	<input type="text" value="17"/>	e. American Indian or Alaska Native:	<input type="text" value="0"/>
c. Not disclosed	<input type="text" value="0"/>	f. Native Hawaiian or Other Pacific Islander	<input type="text" value="0"/>
<b>Total by Gender:</b>	<b>24</b>	g. Two or more races	<input type="text" value="0"/>
		h. Race and Ethnicity unknown:	<input type="text" value="15"/>
		<b>Total by Ethnicity:</b>	<b>24</b>
<input type="button" value="Cancel"/>			<input type="button" value="Save"/>

Annual Report: **2024**

School Number: **072368**

School Name: **UEI College**

Type: **Branch**

Annual Report Status: **Submitted**

Address1: **3737 Rosedale Hwy.**

City: **Bakersfield**

State: **CA**

Zip: **93308-6251**

<input type="button" value="Cancel"/>		<input checked="" type="checkbox"/> Complete	<input type="button" value="Save"/>	
PROGRAM ENROLLMENT SUMMARY				
ACCSC Approved Program Title:	Criminal Justice			
Program Code:	1605			
Credential:	Diploma			
Date Approved by ACCSC:	09/24/2014			
Program Approval Type:	Occupational			
Program Length in Months:	9			
Approved Clock Hours:	720	Total Tuition:	19900.00	
Approved Credit Hours:	36	Additional Expenses:	0.00	
Credit Hour Type	Semester	Average starting salary for graduates:	35360.00	
<input type="checkbox"/> An externship is offered as a part of the program.				
Externship clock hours:	0			
Externship credit hours	0			
LICENSURE/CERTIFICATION EXAMINATION ADMINISTERING AGENCY				
Licensure or Certification Examination is required for Employment <input type="radio"/> Yes <input checked="" type="radio"/> No				

**ENROLLMENT DATA**

Is there reportable data on the Graduation & Employment ("G&E") Chart for this program?  Yes  No  
 G & E Chart(s) is required in order to successfully submit the Annual Report.

Do students take any portion of the program via Distance Education  Yes  No

**Number of Students enrolled as of 7/1/23**

Number of students enrolled in 100% Distance Education

Number of students enrolled in an on-campus/distance education hybrid

Number of students enrolled in on-campus only (if program not offered 100% online)

**Total Students Enrolled as of 7/1/23: 33**

**Additional Students enrolled between 7/1/23 and 6/30/24:**

Number of students enrolled in 100% Distance Education

Number of students enrolled in a on-campus/distance education hybrid

Number of students enrolled in on-campus only (if program not offered 100% online)

**Total number of additional student enrollments between 7/1/23 and 6/30/24 49**

**Total Students 82**

Satellite Location Enrollment  Yes  No

**Graduated Between 7/1/23 and 6/30/24**

i. Employed in field:	<input type="text" value="10"/>		
ii. Employed in unrelated field:	<input type="text" value="0"/>		
iii. Further Ed: 4 year college:	<input type="text" value="0"/>		
iv. Further Ed: 2 year college:	<input type="text" value="0"/>		
v. Further Ed: Trade school:	<input type="text" value="0"/>		
vi. Further Ed: Other Training:	<input type="text" value="1"/>		
vii. Unemployed:	<input type="text" value="28"/>		
viii. Unknown:	<input type="text" value="0"/>		
ix. Incarcerated:	<input type="text" value="0"/>		
x. Military:	<input type="text" value="1"/>		
xi. Death:	<input type="text" value="0"/>		
xii. Medical:	<input type="text" value="0"/>		
xiii. International:	<input type="text" value="0"/>		
<b>Total Graduated:</b>	<b><input type="text" value="40"/></b>		



**Withdrew or Terminated Between 7/1/23 and 6/30/24** 

i. Employed in field:	0		
ii. Employed in unrelated field:	0		
iii. Incarcerated:	0		
iv. Military Service:	0		
v. Death:	0		
vi. Medical:	0		
vii. International Student:	0		
viii. Financial/Family:	0		
ix. Moved from area:	0		
x. Personal Reasons:	0		
xi. Attendance:	8		
xii. Academic:	0		
xiii. Transfer within school:	0		
xiv. Other:	2		
xv. Unknown:	0		
<b>Total Withdrew or Terminated:</b>	<b>10</b>		
<b>Total Number of Students Enrolled as of 6/30/24:</b>	<b>32</b>		

For the following questions, please identify the characteristics for students enrolled as of 6/30/24 

a. No HS Diploma/GED:	0	a. Under 25:	24
b. GED:	0	b. 25-34:	5
c. HS Diploma:	32	c. 35-44:	2
d. Post-Secondary:	0	d. 45-Over:	1
e. Associates:	0	<b>Total by Age:</b>	<b>32</b>
f. Baccalaureate:	0	a. White:	1
g. Post Baccalaureate:	0	b. Black or African American:	0
<b>Total by Credential:</b>	<b>32</b>	c. Hispanic/Latino:	6
a. Male:	11	d. Asian:	0
b. Female:	20	e. American Indian or Alaska Native:	0
c. Not disclosed	1	f. Native Hawaiian or Other Pacific Islander	0
<b>Total by Gender:</b>	<b>32</b>	g. Two or more races	0
		h. Race and Ethnicity unknown:	25
		<b>Total by Ethnicity:</b>	<b>32</b>

Cancel

Save

Annual Report: **2024**

School Number: **072368**

School Name: **UEI College**

Type: **Branch**

Annual Report Status: **Submitted**

Address1: **3737 Rosedale Hwy.**

City: **Bakersfield**

State: **CA**

Zip: **93308-6251**

<input type="button" value="Cancel"/>	<input checked="" type="checkbox"/> Complete	<input type="button" value="Save"/>
<b>PROGRAM ENROLLMENT SUMMARY</b>		
ACCSC Approved Program Title:	Dental Assistant	
Program Code:	106	
Credential:	Diploma	
Date Approved by ACCSC:	03/07/2012	
Program Approval Type:	Occupational	
Program Length in Months:	9	
Approved Clock Hours:	800	Total Tuition: 19900.00
Approved Credit Hours:	35	Additional Expenses: 0.00
Credit Hour Type	Semester	Average starting salary for graduates: 35984.00
<input checked="" type="checkbox"/> An externship is offered as a part of the program.		
Externship clock hours:	200	
Externship credit hours	4	
<b>LICENSURE/CERTIFICATION EXAMINATION ADMINISTERING AGENCY</b>		
Licensure or Certification Examination is required for Employment <input type="radio"/> Yes <input checked="" type="radio"/> No		

**ENROLLMENT DATA**

Is there reportable data on the Graduation & Employment ("G&E") Chart for this program?  Yes  No  
 G & E Chart(s) is required in order to successfully submit the Annual Report.

Do students take any portion of the program via Distance Education  Yes  No

**Number of Students enrolled as of 7/1/23**

Number of students enrolled in 100% Distance Education

Number of students enrolled in an on-campus/distance education hybrid

Number of students enrolled in on-campus only (if program not offered 100% online)

**Total Students Enrolled as of 7/1/23: 90**

**Additional Students enrolled between 7/1/23 and 6/30/24:**

Number of students enrolled in 100% Distance Education

Number of students enrolled in a on-campus/distance education hybrid

Number of students enrolled in on-campus only (if program not offered 100% online)

**Total number of additional student enrollments between 7/1/23 and 6/30/24 99**

**Total Students 189**

Satellite Location Enrollment  Yes  No

**Graduated Between 7/1/23 and 6/30/24**

i. Employed in field:	<input type="text" value="60"/>		
ii. Employed in unrelated field:	<input type="text" value="0"/>		
iii. Further Ed: 4 year college:	<input type="text" value="0"/>		
iv. Further Ed: 2 year college:	<input type="text" value="0"/>		
v. Further Ed: Trade school:	<input type="text" value="0"/>		
vi. Further Ed: Other Training:	<input type="text" value="0"/>		
vii. Unemployed:	<input type="text" value="36"/>		
viii. Unknown:	<input type="text" value="0"/>		
ix. Incarcerated:	<input type="text" value="0"/>		
x. Military:	<input type="text" value="0"/>		
xi. Death:	<input type="text" value="0"/>		
xii. Medical:	<input type="text" value="1"/>		
xiii. International:	<input type="text" value="0"/>		
<b>Total Graduated:</b>	<b><input type="text" value="97"/></b>		

**Withdrew or Terminated Between 7/1/23 and 6/30/24** 

i. Employed in field:	0		
ii. Employed in unrelated field:	0		
iii. Incarcerated:	0		
iv. Military Service:	0		
v. Death:	0		
vi. Medical:	0		
vii. International Student:	0		
viii. Financial/Family:	0		
ix. Moved from area:	2		
x. Personal Reasons:	0		
xi. Attendance:	21		
xii. Academic:	0		
xiii. Transfer within school:	0		
xiv. Other:	9		
xv. Unknown:	0		
<b>Total Withdrew or Terminated:</b>	<b>32</b>		
<b>Total Number of Students Enrolled as of 6/30/24:</b>	<b>60</b>		

For the following questions, please identify the characteristics for students enrolled as of 6/30/24 

a. No HS Diploma/GED:	0	a. Under 25:	45
b. GED:	1	b. 25-34:	10
c. HS Diploma:	59	c. 35-44:	5
d. Post-Secondary:	0	d. 45-Over:	0
e. Associates:	0	<b>Total by Age:</b>	<b>60</b>
f. Baccalaureate:	0	a. White:	2
g. Post Baccalaureate:	0	b. Black or African American:	3
<b>Total by Credential:</b>	<b>60</b>	c. Hispanic/Latino:	13
a. Male:	7	d. Asian:	0
b. Female:	53	e. American Indian or Alaska Native:	0
c. Not disclosed	0	f. Native Hawaiian or Other Pacific Islander	0
<b>Total by Gender:</b>	<b>60</b>	g. Two or more races	2
		h. Race and Ethnicity unknown:	40
		<b>Total by Ethnicity:</b>	<b>60</b>

Cancel

Save

Annual Report: **2024**

School Number: **072368**

School Name: **UEI College**

Type: **Branch**




Annual Report Status: **Submitted**

Address1: **3737 Rosedale Hwy.**

City: **Bakersfield**

State: **CA**

Zip: **93308-6251**

<input type="button" value="Cancel"/>		<input checked="" type="checkbox"/> Complete	<input type="button" value="Save"/>	
<b>PROGRAM ENROLLMENT SUMMARY</b>				
ACCSC Approved Program Title:	Electrician Technician			
Program Code:	935			
Credential:	Diploma			
Date Approved by ACCSC:	10/01/2020			
Program Approval Type:	Occupational			
Program Length in Months:	10 			
Approved Clock Hours:	720	Total Tuition:	21500.00	
Approved Credit Hours:	36	Additional Expenses:	0.00	
Credit Hour Type	Semester	Average starting salary for graduates:	40095.00	
<input type="checkbox"/> An externship is offered as a part of the program.				
Externship clock hours:	0			
Externship credit hours	0			
<b>LICENSURE/CERTIFICATION EXAMINATION ADMINISTERING AGENCY</b>				
Licensure or Certification Examination is required for Employment <input type="radio"/> Yes <input checked="" type="radio"/> No				

**ENROLLMENT DATA**

Is there reportable data on the Graduation & Employment ("G&E") Chart for this program?  Yes  No  
 G & E Chart(s) is required in order to successfully submit the Annual Report.

Do students take any portion of the program via Distance Education  Yes  No

**Number of Students enrolled as of 7/1/23**

Number of students enrolled in 100% Distance Education

Number of students enrolled in an on-campus/distance education hybrid

Number of students enrolled in on-campus only (if program not offered 100% online)

**Total Students Enrolled as of 7/1/23: 208**

**Additional Students enrolled between 7/1/23 and 6/30/24:**

Number of students enrolled in 100% Distance Education

Number of students enrolled in a on-campus/distance education hybrid

Number of students enrolled in on-campus only (if program not offered 100% online)

**Total number of additional student enrollments between 7/1/23 and 6/30/24 336**

**Total Students 544**

**Satellite Location Enrollment**  Yes  No

**Graduated Between 7/1/23 and 6/30/24**

i. Employed in field:	73		
ii. Employed in unrelated field:	0		
iii. Further Ed: 4 year college:	0		
iv. Further Ed: 2 year college:	0		
v. Further Ed: Trade school:	0		
vi. Further Ed: Other Training:	1		
vii. Unemployed:	170		
viii. Unknown:	0		
ix. Incarcerated:	0		
x. Military:	0		
xi. Death:	0		
xii. Medical:	0		
xiii. International:	0		
<b>Total Graduated:</b>	<b>244</b>		



**Withdrew or Terminated Between 7/1/23 and 6/30/24** 

i. Employed in field:	1		
ii. Employed in unrelated field:	0		
iii. Incarcerated:	0		
iv. Military Service:	0		
v. Death:	0		
vi. Medical:	0		
vii. International Student:	0		
viii. Financial/Family:	1		
ix. Moved from area:	2		
x. Personal Reasons:	1		
xi. Attendance:	40		
xii. Academic:	0		
xiii. Transfer within school:	0		
xiv. Other:	34		
xv. Unknown:	0		
<b>Total Withdrew or Terminated:</b>	<b>79</b>		
<b>Total Number of Students Enrolled as of 6/30/24:</b>	<b>221</b>		

For the following questions, please identify the characteristics for students enrolled as of 6/30/24 

a. No HS Diploma/GED:	0	a. Under 25:	135
b. GED:	8	b. 25-34:	60
c. HS Diploma:	213	c. 35-44:	24
d. Post-Secondary:	0	d. 45-Over:	2
e. Associates:	0	<b>Total by Age:</b>	<b>221</b>
f. Baccalaureate:	0	a. White:	8
g. Post Baccalaureate:	0	b. Black or African American:	1
<b>Total by Credential:</b>	<b>221</b>	c. Hispanic/Latino:	53
a. Male:	208	d. Asian:	1
b. Female:	12	e. American Indian or Alaska Native:	1
c. Not disclosed	1	f. Native Hawaiian or Other Pacific Islander	0
<b>Total by Gender:</b>	<b>221</b>	g. Two or more races	3
		h. Race and Ethnicity unknown:	154
		<b>Total by Ethnicity:</b>	<b>221</b>

Cancel

Save

Annual Report: **2024**

School Number: **072368**

School Name: **UEI College**

Type: **Branch**




Annual Report Status: **Submitted**

Address1: **3737 Rosedale Hwy.**

City: **Bakersfield**

State: **CA**

Zip: **93308-6251**

<input type="button" value="Cancel"/>		<input checked="" type="checkbox"/> Complete	<input type="button" value="Save"/>	
<b>PROGRAM ENROLLMENT SUMMARY</b>				
ACCSC Approved Program Title:	Heating, Ventilation and Air Conditioning			
Program Code:	940			
Credential:	Diploma			
Date Approved by ACCSC:	11/14/2016			
Program Approval Type:	Occupational			
Program Length in Months:	9 			
Approved Clock Hours:	720	Total Tuition:	21500.00	
Approved Credit Hours:	36	Additional Expenses:	0.00	
Credit Hour Type	Semester	Average starting salary for graduates:	42560.00	
<input type="checkbox"/> An externship is offered as a part of the program.				
Externship clock hours:	0			
Externship credit hours	0			
<b>LICENSURE/CERTIFICATION EXAMINATION ADMINISTERING AGENCY</b>				
Licensure or Certification Examination is required for Employment <input type="radio"/> Yes <input checked="" type="radio"/> No				

**ENROLLMENT DATA**

Is there reportable data on the Graduation & Employment ("G&E") Chart for this program?  Yes  No  
 G & E Chart(s) is required in order to successfully submit the Annual Report.

Do students take any portion of the program via Distance Education  Yes  No

**Number of Students enrolled as of 7/1/23**

Number of students enrolled in 100% Distance Education

Number of students enrolled in an on-campus/distance education hybrid

Number of students enrolled in on-campus only (if program not offered 100% online)

**Total Students Enrolled as of 7/1/23: 82**

**Additional Students enrolled between 7/1/23 and 6/30/24:**

Number of students enrolled in 100% Distance Education

Number of students enrolled in a on-campus/distance education hybrid

Number of students enrolled in on-campus only (if program not offered 100% online)

**Total number of additional student enrollments between 7/1/23 and 6/30/24 246**

**Total Students 328**

**Satellite Location Enrollment**  Yes  No

**Graduated Between 7/1/23 and 6/30/24**

i. Employed in field:	35		
ii. Employed in unrelated field:	0		
iii. Further Ed: 4 year college:	0		
iv. Further Ed: 2 year college:	0		
v. Further Ed: Trade school:	0		
vi. Further Ed: Other Training:	1		
vii. Unemployed:	75		
viii. Unknown:	0		
ix. Incarcerated:	0		
x. Military:	0		
xi. Death:	0		
xii. Medical:	0		
xiii. International:	0		
<b>Total Graduated:</b>	<b>111</b>		

**Withdrew or Terminated Between 7/1/23 and 6/30/24** 

i. Employed in field:	0		
ii. Employed in unrelated field:	0		
iii. Incarcerated:	0		
iv. Military Service:	0		
v. Death:	0		
vi. Medical:	0		
vii. International Student:	0		
viii. Financial/Family:	0		
ix. Moved from area:	2		
x. Personal Reasons:	0		
xi. Attendance:	29		
xii. Academic:	0		
xiii. Transfer within school:	0		
xiv. Other:	11		
xv. Unknown:	0		
<b>Total Withdrew or Terminated:</b>	<b>42</b>		
<b>Total Number of Students Enrolled as of 6/30/24:</b>	<b>175</b>		

For the following questions, please identify the characteristics for students enrolled as of 6/30/24 

a. No HS Diploma/GED:	<input type="text" value="0"/>	a. Under 25:	<input type="text" value="114"/>
b. GED:	<input type="text" value="6"/>	b. 25-34:	<input type="text" value="45"/>
c. HS Diploma:	<input type="text" value="169"/>	c. 35-44:	<input type="text" value="10"/>
d. Post-Secondary:	<input type="text" value="0"/>	d. 45-Over:	<input type="text" value="6"/>
e. Associates:	<input type="text" value="0"/>	<b>Total by Age:</b>	<b>175</b>
f. Baccalaureate:	<input type="text" value="0"/>	a. White:	<input type="text" value="3"/>
g. Post Baccalaureate:	<input type="text" value="0"/>	b. Black or African American:	<input type="text" value="6"/>
<b>Total by Credential:</b>	<b>175</b>	c. Hispanic/Latino:	<input type="text" value="32"/>
a. Male:	<input type="text" value="172"/>	d. Asian:	<input type="text" value="1"/>
b. Female:	<input type="text" value="3"/>	e. American Indian or Alaska Native:	<input type="text" value="1"/>
c. Not disclosed	<input type="text" value="0"/>	f. Native Hawaiian or Other Pacific Islander	<input type="text" value="1"/>
<b>Total by Gender:</b>	<b>175</b>	g. Two or more races	<input type="text" value="4"/>
		h. Race and Ethnicity unknown:	<input type="text" value="127"/>
		<b>Total by Ethnicity:</b>	<b>175</b>
<input type="button" value="Cancel"/>			<input type="button" value="Save"/>

Annual Report: **2024**      School Number: **072368**      School Name: **UEI College**      Type: **Branch**      Annual Report Status: **Submitted**  
 Address1: **3737 Rosedale Hwy.**      City: **Bakersfield**      State: **CA**      Zip: **93308-6251**

<input type="button" value="Cancel"/>	<input checked="" type="checkbox"/> Complete	<input type="button" value="Save"/>
<b>PROGRAM ENROLLMENT SUMMARY</b>		
ACCSC Approved Program Title:	Medical Assistant	
Program Code:	124	
Credential:	Diploma	
Date Approved by ACCSC:	03/07/2012	
Program Approval Type:	Occupational	
Program Length in Months:	9	
Approved Clock Hours:	810	Total Tuition: 19900.00
Approved Credit Hours:	33.5	Additional Expenses: 0.00
Credit Hour Type	Semester	Average starting salary for graduates: 352204.00
<input checked="" type="checkbox"/> An externship is offered as a part of the program.		
Externship clock hours:	250	
Externship credit hours	33.5	
<b>LICENSURE/CERTIFICATION EXAMINATION ADMINISTERING AGENCY</b>		
Licensure or Certification Examination is required for Employment <input type="radio"/> Yes <input checked="" type="radio"/> No		

**ENROLLMENT DATA**

Is there reportable data on the Graduation & Employment ("G&E") Chart for this program?  Yes  No  
 G & E Chart(s) is required in order to successfully submit the Annual Report.

Do students take any portion of the program via Distance Education  Yes  No

**Number of Students enrolled as of 7/1/23**

Number of students enrolled in 100% Distance Education

Number of students enrolled in an on-campus/distance education hybrid

Number of students enrolled in on-campus only (if program not offered 100% online)

**Total Students Enrolled as of 7/1/23: 262**

**Additional Students enrolled between 7/1/23 and 6/30/24:**

Number of students enrolled in 100% Distance Education

Number of students enrolled in a on-campus/distance education hybrid

Number of students enrolled in on-campus only (if program not offered 100% online)

**Total number of additional student enrollments between 7/1/23 and 6/30/24 348**

**Total Students 610**

**Satellite Location Enrollment**  Yes  No

**Graduated Between 7/1/23 and 6/30/24**

i. Employed in field:	157		
ii. Employed in unrelated field:	0		
iii. Further Ed: 4 year college:	0		
iv. Further Ed: 2 year college:	0		
v. Further Ed: Trade school:	0		
vi. Further Ed: Other Training:	1		
vii. Unemployed:	114		
viii. Unknown:	0		
ix. Incarcerated:	0		
x. Military:	0		
xi. Death:	0		
xii. Medical:	4		
xiii. International:	0		
<b>Total Graduated:</b>	<b>276</b>		



**Withdrew or Terminated Between 7/1/23 and 6/30/24** 

i. Employed in field:	0		
ii. Employed in unrelated field:	0		
iii. Incarcerated:	0		
iv. Military Service:	0		
v. Death:	0		
vi. Medical:	0		
vii. International Student:	0		
viii. Financial/Family:	1		
ix. Moved from area:	2		
x. Personal Reasons:	2		
xi. Attendance:	43		
xii. Academic:	1		
xiii. Transfer within school:	0		
xiv. Other:	51		
xv. Unknown:	0		
<b>Total Withdrew or Terminated:</b>	<b>100</b>		
<b>Total Number of Students Enrolled as of 6/30/24:</b>	<b>234</b>		

For the following questions, please identify the characteristics for students enrolled as of 6/30/24 

a. No HS Diploma/GED:	0	a. Under 25:	177
b. GED:	1	b. 25-34:	37
c. HS Diploma:	233	c. 35-44:	13
d. Post-Secondary:	0	d. 45-Over:	7
e. Associates:	0	<b>Total by Age:</b>	<b>234</b>
f. Baccalaureate:	0	a. White:	13
g. Post Baccalaureate:	0	b. Black or African American:	9
<b>Total by Credential:</b>	<b>234</b>	c. Hispanic/Latino:	47
a. Male:	19	d. Asian:	1
b. Female:	213	e. American Indian or Alaska Native:	2
c. Not disclosed	2	f. Native Hawaiian or Other Pacific Islander	0
<b>Total by Gender:</b>	<b>234</b>	g. Two or more races	2
		h. Race and Ethnicity unknown:	160
		<b>Total by Ethnicity:</b>	<b>234</b>

Cancel

Save

Annual Report: **2024**

School Number: **072368**

School Name: **UEI College**

Type: **Branch**

Annual Report Status: **Submitted**

Address1: **3737 Rosedale Hwy.**

City: **Bakersfield**

State: **CA**

Zip: **93308-6251**

<input type="button" value="Cancel"/>		<input checked="" type="checkbox"/> Complete	<input type="button" value="Save"/>	
<b>PROGRAM ENROLLMENT SUMMARY</b>				
ACCSC Approved Program Title:	Medical Billing and Insurance Coding			
Program Code:	130			
Credential:	Diploma			
Date Approved by ACCSC:	03/07/2012			
Program Approval Type:	Occupational			
Program Length in Months:	9			
Approved Clock Hours:	810	Total Tuition:	19900.00	
Approved Credit Hours:	33.5	Additional Expenses:	0.00	
Credit Hour Type	Semester	Average starting salary for graduates:	36816.00	
<input checked="" type="checkbox"/> An externship is offered as a part of the program.				
Externship clock hours:	250			
Externship credit hours	33.5			
<b>LICENSURE/CERTIFICATION EXAMINATION ADMINISTERING AGENCY</b>				
Licensure or Certification Examination is required for Employment <input type="radio"/> Yes <input checked="" type="radio"/> No				

**ENROLLMENT DATA**

Is there reportable data on the Graduation & Employment ("G&E") Chart for this program?  Yes  No  
 G & E Chart(s) is required in order to successfully submit the Annual Report.

Do students take any portion of the program via Distance Education  Yes  No

**Number of Students enrolled as of 7/1/23**

Number of students enrolled in 100% Distance Education

Number of students enrolled in an on-campus/distance education hybrid

Number of students enrolled in on-campus only (if program not offered 100% online)

**Total Students Enrolled as of 7/1/23: 43**

**Additional Students enrolled between 7/1/23 and 6/30/24:**

Number of students enrolled in 100% Distance Education

Number of students enrolled in a on-campus/distance education hybrid

Number of students enrolled in on-campus only (if program not offered 100% online)

**Total number of additional student enrollments between 7/1/23 and 6/30/24 81**

**Total Students 124**

Satellite Location Enrollment  Yes  No

**Graduated Between 7/1/23 and 6/30/24**

i. Employed in field:	22		
ii. Employed in unrelated field:	0		
iii. Further Ed: 4 year college:	0		
iv. Further Ed: 2 year college:	0		
v. Further Ed: Trade school:	0		
vi. Further Ed: Other Training:	0		
vii. Unemployed:	22		
viii. Unknown:	0		
ix. Incarcerated:	0		
x. Military:	0		
xi. Death:	0		
xii. Medical:	0		
xiii. International:	0		
<b>Total Graduated:</b>	<b>44</b>		

**Withdrew or Terminated Between 7/1/23 and 6/30/24** 

i. Employed in field:	0		
ii. Employed in unrelated field:	0		
iii. Incarcerated:	0		
iv. Military Service:	0		
v. Death:	0		
vi. Medical:	0		
vii. International Student:	0		
viii. Financial/Family:	1		
ix. Moved from area:	0		
x. Personal Reasons:	0		
xi. Attendance:	8		
xii. Academic:	0		
xiii. Transfer within school:	0		
xiv. Other:	8		
xv. Unknown:	0		
<b>Total Withdrew or Terminated:</b>	<b>17</b>		
<b>Total Number of Students Enrolled as of 6/30/24:</b>	<b>63</b>		

For the following questions, please identify the characteristics for students enrolled as of 6/30/24 

a. No HS Diploma/GED:	0	a. Under 25:	17
b. GED:	0	b. 25-34:	27
c. HS Diploma:	63	c. 35-44:	12
d. Post-Secondary:	0	d. 45-Over:	7
e. Associates:	0	<b>Total by Age:</b>	<b>63</b>
f. Baccalaureate:	0	a. White:	2
g. Post Baccalaureate:	0	b. Black or African American:	4
<b>Total by Credential:</b>	<b>63</b>	c. Hispanic/Latino:	16
a. Male:	10	d. Asian:	1
b. Female:	53	e. American Indian or Alaska Native:	0
c. Not disclosed	0	f. Native Hawaiian or Other Pacific Islander	0
<b>Total by Gender:</b>	<b>63</b>	g. Two or more races	0
		h. Race and Ethnicity unknown:	40
		<b>Total by Ethnicity:</b>	<b>63</b>

<input type="button" value="Cancel"/>			<input type="button" value="Save"/>
---------------------------------------	--	--	-------------------------------------

Annual Report: **2024**

School Number: **072368**

School Name: **UEI College**

Type: **Branch**

Annual Report Status: **Submitted**

Address1: **3737 Rosedale Hwy.**

City: **Bakersfield**

State: **CA**

Zip: **93308-6251**

<input type="button" value="Cancel"/>	<input checked="" type="checkbox"/> Complete	<input type="button" value="Save"/>
<b>PROGRAM ENROLLMENT SUMMARY</b>		
ACCSC Approved Program Title:	Pharmacy Technician	
Program Code:	146	
Credential:	Diploma	
Date Approved by ACCSC:	03/07/2012	
Program Approval Type:	Occupational	
Program Length in Months:	9	
Approved Clock Hours:	760	Total Tuition: 19900.00
Approved Credit Hours:	34.5	Additional Expenses: 0.00
Credit Hour Type	Semester	Average starting salary for graduates: 34840.00
<input checked="" type="checkbox"/> An externship is offered as a part of the program.		
Externship clock hours:	160	
Externship credit hours	2.5	
<b>LICENSURE/CERTIFICATION EXAMINATION ADMINISTERING AGENCY</b>		
Licensure or Certification Examination is required for Employment <input type="radio"/> Yes <input checked="" type="radio"/> No		

**ENROLLMENT DATA**

Is there reportable data on the Graduation & Employment ("G&E") Chart for this program?  Yes  No  
 G & E Chart(s) is required in order to successfully submit the Annual Report.

Do students take any portion of the program via Distance Education  Yes  No

**Number of Students enrolled as of 7/1/23**

Number of students enrolled in 100% Distance Education

Number of students enrolled in an on-campus/distance education hybrid

Number of students enrolled in on-campus only (if program not offered 100% online)

**Total Students Enrolled as of 7/1/23: 61**

**Additional Students enrolled between 7/1/23 and 6/30/24:**

Number of students enrolled in 100% Distance Education

Number of students enrolled in a on-campus/distance education hybrid

Number of students enrolled in on-campus only (if program not offered 100% online)

**Total number of additional student enrollments between 7/1/23 and 6/30/24 78**

**Total Students 139**

Satellite Location Enrollment  Yes  No

**Graduated Between 7/1/23 and 6/30/24**

i. Employed in field:	26		
ii. Employed in unrelated field:	0		
iii. Further Ed: 4 year college:	0		
iv. Further Ed: 2 year college:	0		
v. Further Ed: Trade school:	0		
vi. Further Ed: Other Training:	1		
vii. Unemployed:	41		
viii. Unknown:	0		
ix. Incarcerated:	0		
x. Military:	0		
xi. Death:	0		
xii. Medical:	2		
xiii. International:	0		
<b>Total Graduated:</b>	<b>70</b>		



**Withdrew or Terminated Between 7/1/23 and 6/30/24** 

i. Employed in field:	0		
ii. Employed in unrelated field:	0		
iii. Incarcerated:	0		
iv. Military Service:	0		
v. Death:	0		
vi. Medical:	0		
vii. International Student:	0		
viii. Financial/Family:	0		
ix. Moved from area:	1		
x. Personal Reasons:	1		
xi. Attendance:	10		
xii. Academic:	0		
xiii. Transfer within school:	0		
xiv. Other:	9		
xv. Unknown:	0		
<b>Total Withdrew or Terminated:</b>	<b>21</b>		
<b>Total Number of Students Enrolled as of 6/30/24:</b>	<b>48</b>		

For the following questions, please identify the characteristics for students enrolled as of 6/30/24 

a. No HS Diploma/GED:	0	a. Under 25:	29
b. GED:	1	b. 25-34:	16
c. HS Diploma:	47	c. 35-44:	2
d. Post-Secondary:	0	d. 45-Over:	1
e. Associates:	0	<b>Total by Age:</b>	<b>48</b>
f. Baccalaureate:	0	a. White:	2
g. Post Baccalaureate:	0	b. Black or African American:	3
<b>Total by Credential:</b>	<b>48</b>	c. Hispanic/Latino:	6
a. Male:	11	d. Asian:	1
b. Female:	37	e. American Indian or Alaska Native:	0
c. Not disclosed	0	f. Native Hawaiian or Other Pacific Islander	0
<b>Total by Gender:</b>	<b>48</b>	g. Two or more races	0
		h. Race and Ethnicity unknown:	36
		<b>Total by Ethnicity:</b>	<b>48</b>

<input type="button" value="Cancel"/>			<input type="button" value="Save"/>
---------------------------------------	--	--	-------------------------------------