

Annual Report: **2024** School Number: **072812** School Name: **United Education Institute** Type: **Branch** Annual Report Status: **Submitted**
 Address1: **3450 S. Maryland Pkwy.** City: **Las Vegas** State: **NV** Zip: **89169**

Report Prepared by:
 Report Completed by:
 Report Completed by Email:

PART 1 - SCHOOL DEMOGRAPHIC DATA

School Director	Salutation:	<input type="text" value="Ms."/>	Director Email:	<input type="text" value="whiteR@uei.edu"/>
First Name:	<input type="text" value="Rose"/>	Last Name:	<input type="text" value="White"/>	
Demographic Location:	<input type="text" value="Metro Level B - Areas of 250,000 to 999,999"/>	Unemployment Rate:	<input type="text" value="6.7"/>	%
Website Directory Email:	<input type="text" value="WhiteR@uei.edu"/>		Median Yearly Household Income:	<input type="text" value="66356.00"/>
Official Correspondence Name:	<input type="text" value="Sandra Gracia"/>	Official Correspondence Email:	<input type="text" value="gracias@uei.edu"/>	
Official Correspondence Name:	<input type="text"/>	Official Correspondence Email:	<input type="text"/>	
Chief Executive Officer Name:	<input type="text" value="Shoukry Tiab"/>	Chief Executive Officer Email:	<input type="text" value="tiabs@ieccolleges.com"/>	

PART 1A - ADDITIONAL CONTACTS

Department Director(s)

	Name	Email Address
1.	<input type="text" value="Sandra Gracia"/>	<input type="text" value="gracias@uei.edu"/>
2.	<input type="text" value="Brian Bursey"/>	<input type="text" value="BurseyB@ieccolleges.com"/>
3.	<input type="text"/>	<input type="text"/>
4.	<input type="text"/>	<input type="text"/>
5.	<input type="text"/>	<input type="text"/>

ACCSC Volunteer(s)

	Name	Email Address
1.	<input type="text" value="Sandra Gracia"/>	<input type="text" value="gracias@uei.edu"/>
2.	<input type="text"/>	<input type="text"/>

PART 2 - OPERATIONS

How is the school legally established?

Check this box if there are legal actions pending against the school
 If checked, please provide a brief summary:
 There are currently three litigated matters for schools under ACCSC. One involves a former employee alleging wage and hour claims, one involves a

Other accrediting agencies:

Was the school operating under a Warning, Probation or on Reporting as issued by any other regulatory agency (ex. accrediting agency, state) between July 1, 2023 and June 30, 2024? If so, select all that apply:
 Warning Show Cause Order Probation Reporting

If so, please provide a brief summary about the current status:

Was the school operating under a Warning, Probation or on Reporting or Heightened Monitoring as issued by ACCSC between July 1, 2023 and June 30, 2024? If so, select all that apply:
 Warning Show Cause Order Probation Reporting Heightened Monitoring

Check this box if any program reviews or audits, not including fiscal year end audit of financial statements, have been conducted by federal, state, or private agencies.
 If so, please provide a brief summary about the current status:

Check this box if a Corporation owns the school

Corporation Name:	<input type="text" value="International Education Corporation"/>		
Corporation Address:	<input type="text" value="16485 Laguna Canyon Road #300"/>	City:	<input type="text" value="Irvine"/>
State:	<input type="text" value="California"/>	Zip:	<input type="text" value="92618"/>
Phone:	<input type="text" value="949-272-7200"/>	Fax:	<input type="text"/>

Check this box if another Corporation/individual owns stock of the corporation that owns the school Check this box if the school is publicly traded

Corporate Compliance Officer:	<input type="text" value="Sandra Gracia"/>	Title:	<input type="text" value="VP Regulatory Compliance"/>
Phone:	<input type="text" value="949-272-7202"/>	Email:	<input type="text" value="gracias@uei.edu"/>

PART 2a - OWNERSHIP

Identify the legal entity or individual(s) who directly owns 5% or more of the school (i.e., the first level of ownership)

Name: IEC Corporation	Percentage: 100 %	Name:	Percentage: %
Name:	Percentage: %	Name:	Percentage: %
Name:	Percentage: %	Name:	Percentage: %
Name:	Percentage: %	Name:	Percentage: %
Name:	Percentage: %	Name:	Percentage: %

If more than one level of ownership exists between the entity that directly owns the school and the ultimate owners, identify each entity and percentage of ownership in the ownership chain, up to and including the par

Level 2		Level 3		Level 4	
Name: SP/Palm IEC Holdings LL	Percentage: 48.6 %	Name: Palm IEC LLC	Percentage: 100 %	Name: Palm IEC Holdings LLC	Percentage: 100 %
Name: Palm IEC Holdings, LLC	Percentage: 5.83 %	Name:	Percentage: %	Name:	Percentage: %
Name: Berggruen Holdings NA	Percentage: 0.84 %	Name:	Percentage: %	Name:	Percentage: %
Name: Management and BOD	Percentage: 12.07 %	Name:	Percentage: %	Name:	Percentage: %
Name: ESOP	Percentage: 32.66 %	Name:	Percentage: %	Name:	Percentage: %

Identify the individuals who own 10% or more of the final legal entity (ultimate parent).

Name: Berggruen Holdings LLC	Percentage: 100 %	Name:	Percentage: %
Name: Nicolas Berggruen Charit	Percentage: 100 %	Name:	Percentage: %
Name:	Percentage: %	Name:	Percentage: %
Name:	Percentage: %	Name:	Percentage: %
Name:	Percentage: %	Name:	Percentage: %

PART 2b - NON-PROFIT BOARD MEMBERS

If the school is part of/owned by a non-profit organization/corporation, this certifies that an individual/entity group (owner or manager) that has any financial interest in the non-profit organization/corporation does not serve as a board member, have a seat on the Board, or is not a member of the non-profit corporation.

Board Chair

Name:

Board Member Names

Name:

Name:

Name:

Name:

Name:

Name:

Name:

Name:

Name:

Name:

Name:

Name:

Name:

Name:

Name:

Name:

Name:

Name:

Name:

Name:

Name:

PART 2c - OPERATIONAL DATA

- Yes No Does the school have approval to offer a degree program?
- Yes No Does the school have ACCSC approval to offer any portion of a program via Distance Education?
- Yes No If yes, does the school offer any programs via 100% Distance Education?
- Yes No Does the school have ACCSC approval to offer any avocational / continuing education courses?
- Yes No Does the school admit Ability-to-Benefit students?
- Yes No Through your standard procedure (not only as part of your renewal), have you or will you have a third party review your employment information?

If yes, what company do you use or plan on using?

Fiscal Year-End	Individual School Gross Tuition Revenue	Financial Aid Participant: <input checked="" type="radio"/> Yes <input type="radio"/> No	OPEID: <input type="text" value="039696"/>
Most Recent: 2023	10684171.00	3-Year Cohort Default Rate 2021: 0 %	
2nd Most Recent: 2021	11919943.00	3-Year Cohort Default Rate 2020: 0 %	
3rd Most Recent: 2021	13687954.00	3-Year Cohort Default Rate 2019: 4.1 %	

PART 2d - SUBSTANTIVE CHANGES July 1, 2023 - June 30, 2024

- Yes No Did the school change location?
- Yes No Did the school change its name?
- Yes No Did the school establish a separate facility?
- Yes No Did the school Teach-Out or discontinue any programs?
- Yes No Did the school modify the clock or credit hours for any program?
- Yes No Did the school offer any new programs?
- Yes No Did the school offer a degree program for the first time?
- Yes No Did the school change in ownership/control?
- Yes No If so, did the school submit an application for a change of ownership/control?

PART 3 - CHARACTERISTICS OF STUDENT ENROLLMENT

Student Enrollment - July 1, 2023:	565
Additional enrollments: July 1, 2023 - June 30, 2024	794
Total Enrollments:	1359
Students Graduated: July 1, 2023 - June 30, 2024	548
Students who withdrew or were terminated: July 1, 2023 - June 30, 2024	313
Total Enrollment as of June 30, 2024:	498
If there are zero student enrollments for July 1, 2023 and/or June 30, 2024, please provide a brief explanation:	
<input type="text"/>	
Percentage of students receiving:	
Title IV Financial Assistance:	99
Title IV Pell Grants:	95.2
Title IV Loans:	96.6
Non-Title IV Assistance:	56.2
How many hours did faculty, staff and students devote to Community Service projects and activities organized by the school?:	65
Total student enrollment in any avocational / continuing education courses: July 1, 2023 - June 30, 2024	0

Cancel

Annual Report: **2024** School Number: **072812** School Name: **United Education Institute** Type: **Branch** Annual Report Status: **Submitted**
 Address1: **3450 S. Maryland Pkwy.** City: **Las Vegas** State: **NV** Zip: **89169**

GRADUATION AND EMPLOYMENT CHART

You must SAVE the G&E form to calculate totals



Cancel	<input checked="" type="checkbox"/> Complete		Save
Approved Program Title:	Automotive Technician		
Program Code:	605		
Credential:	Diploma		
Report Date:	7/2024	Program Length in Months: <input type="text" value="10"/>	
Beginning Date:	1/2022	End Date:	12/2022

Is this chart for a satellite location? Yes No

Is this chart for a program offered 100% via Distance Education? Yes No

REPORTING PERIOD

Class Start Date (eg 01/21):	01/22	02/22	03/22	04/22	05/22	06/22	07/22	08/22	09/22	10/22	11/22	12/22	Total	%
Number Started:	13	9	13	10	9	13	15	16	6	13	8	0	125	
Transfers to Another Program/Cohort:	0	0	0	0	0	0	0	0	0	0	0	0	0	0%
Transfers from Another Program/Cohort:	0	0	0	0	0	0	0	0	0	0	0	0	0	0%
Total Starts (+/- Transfers):	13	9	13	10	9	13	15	16	6	13	8	0	125	
Unavailable for Graduation:	1	0	1	0	0	1	1	1	2	1	1	0	9	7%
Students Available For Graduation:	12	9	12	10	9	12	14	15	4	12	7	0	116	93%
Withdrawn/Terminated Students:	4	5	6	6	2	7	5	7	1	2	4	0	49	39%
Graduates within 150% Program Length:	8	4	6	4	7	5	9	8	3	10	3	0	67	58%

GRADUATION RATE	67%	44%	50%	40%	78%	42%	64%	53%	75%	83%	43%	0%		58%
Graduates - Further Education: 	0	0	0	0	0	0	0	0	0	0	0	0	0	0%
Graduates - Unavailable for Employment: 	0	0	0	1	0	0	0	0	0	0	0	0	1	1%
Graduates - Available for Employment:	8	4	6	3	7	5	9	8	3	10	3	0	66	99%
Graduates - Employed in Field:	5	1	1	2	4	5	8	6	2	9	3	0	46	70%
EMPLOYMENT RATE	63%	25%	17%	67%	57%	100%	89%	75%	67%	90%	100%	0%		70%
Graduates - Unrelated Occupation:	0	0	0	0	0	0	0	0	0	0	0	0	0	0%
Graduates - Unemployed:	0	0	0	0	0	0	0	0	0	0	0	0	0	0%
Graduates - Unknown:	3	3	5	1	3	0	1	2	1	1	0	0	20	30%
Non-Graduated Students Who Obtained Training Related Employment	0	0	0	0	0	0	0	0	0	0	0	0	0	0%
Employment Rate with Non-Graduated Employed Students	63%	25%	17%	67%	57%	100%	89%	75%	67%	90%	100%	0%		70%

LICENSURE / CERTIFICATION EXAMINATION PASS RATES CHART

Licensure / Certification Name:														
1. Class Start Date:	01/22	02/22	03/22	04/22	05/22	06/22	07/22	08/22	09/22	10/22	11/22	12/22		
2. Number of Graduates:	8	4	6	4	7	5	9	8	3	10	3	0	67	
3. # of Graduates Taking Exam:	0	0	0	0	0	0	0	0	0	0	0	0	0	
4. # of Graduates Passing Exam:	0	0	0	0	0	0	0	0	0	0	0	0	0	
5. Percentage of Grads Passing Exam:	0	0	0	0	0	0	0	0	0	0	0	0	0	Avg.
Licensure / Certification Examination Agency Rate:	0	0	0	0	0	0	0	0	0	0	0	0	0	0
Cancel														
Save														

Annual Report: **2024** School Number: **072812** School Name: **United Education Institute** Type: **Branch** Annual Report Status: **Submitted**
 Address1: **3450 S. Maryland Pkwy.** City: **Las Vegas** State: **NV** Zip: **89169**

GRADUATION AND EMPLOYMENT CHART

You must SAVE the G&E form to calculate totals



Cancel	<input checked="" type="checkbox"/> Complete	Save
Approved Program Title:	Dental Assistant	
Program Code:	106	
Credential:	Diploma	
Report Date:	7/2024	Program Length in Months: <input type="text" value="10"/>
Beginning Date:	1/2022	End Date: 12/2022

Is this chart for a satellite location? Yes No

Is this chart for a program offered 100% via Distance Education? Yes No

REPORTING PERIOD

Class Start Date (eg 01/21):	01/22	02/22	03/22	04/22	05/22	06/22	07/22	08/22	09/22	10/22	11/22	12/22	Total	%
Number Started:	22	13	13	12	3	12	11	10	11	7	7	2	123	
Transfers to Another Program/Cohort:	0	0	0	0	0	0	0	0	0	0	0	0	0	0%
Transfers from Another Program/Cohort:	0	0	0	0	0	0	0	0	0	0	0	0	0	0%
Total Starts (+/- Transfers):	22	13	13	12	3	12	11	10	11	7	7	2	123	
Unavailable for Graduation:	2	0	1	1	0	0	2	1	1	4	0	0	12	10%
Students Available For Graduation:	20	13	12	11	3	12	9	9	10	3	7	2	111	90%
Withdrawn/Terminated Students:	11	8	11	3	1	4	3	3	1	0	5	0	50	41%
Graduates within 150% Program Length:	9	5	1	8	2	8	6	6	9	3	2	2	61	55%

GRADUATION RATE	45%	38%	8%	73%	67%	67%	67%	67%	90%	100%	29%	100%		55%
Graduates - Further Education: 	0	0	0	0	0	0	0	0	0	0	1	0	1	2%
Graduates - Unavailable for Employment: 	0	0	0	0	0	0	0	0	0	0	0	0	0	0%
Graduates - Available for Employment:	9	5	1	8	2	8	6	6	9	3	1	2	60	98%
Graduates - Employed in Field:	6	5	1	4	1	6	4	4	6	3	1	1	42	70%
EMPLOYMENT RATE	67%	100%	100%	50%	50%	75%	67%	67%	67%	100%	100%	50%		70%
Graduates - Unrelated Occupation:	0	0	0	0	0	0	0	0	0	0	0	0	0	0%
Graduates - Unemployed:	0	0	0	0	0	0	0	0	0	0	0	0	0	0%
Graduates - Unknown:	3	0	0	4	1	2	2	2	3	0	0	1	18	30%
Non-Graduated Students Who Obtained Training Related Employment	0	0	0	0	0	0	0	0	0	0	0	0	0	0%
Employment Rate with Non-Graduated Employed Students	67%	100%	100%	50%	50%	75%	67%	67%	67%	100%	100%	50%		70%

LICENSURE / CERTIFICATION EXAMINATION PASS RATES CHART

Licensure / Certification Name:													
1. Class Start Date:	01/22	02/22	03/22	04/22	05/22	06/22	07/22	08/22	09/22	10/22	11/22	12/22	
2. Number of Graduates:	9	5	1	8	2	8	6	6	9	3	2	2	61
3. # of Graduates Taking Exam:	0	0	0	0	0	0	0	0	0	0	0	0	0
4. # of Graduates Passing Exam:	0	0	0	0	0	0	0	0	0	0	0	0	0
5. Percentage of Grads Passing Exam:	0	0	0	0	0	0	0	0	0	0	0	0	0 Avg.
Licensure / Certification Examination Agency Rate:	0	0	0	0	0	0	0	0	0	0	0	0	0

Cancel													Save
---------------	--	--	--	--	--	--	--	--	--	--	--	--	-------------

Annual Report: **2024** School Number: **072812** School Name: **United Education Institute** Type: **Branch** Annual Report Status: **Submitted**
 Address1: **3450 S. Maryland Pkwy.** City: **Las Vegas** State: **NV** Zip: **89169**

GRADUATION AND EMPLOYMENT CHART

You must SAVE the G&E form to calculate totals



Cancel	<input checked="" type="checkbox"/> Complete	Save
Approved Program Title:	Electrician Technician	
Program Code:	935	
Credential:	Diploma	
Report Date:	7/2024	Program Length in Months: <input type="text" value="10"/>
Beginning Date:	1/2022	End Date: 12/2022

Is this chart for a satellite location? Yes No

Is this chart for a program offered 100% via Distance Education? Yes No

REPORTING PERIOD

Class Start Date (eg 01/21):	01/22	02/22	03/22	04/22	05/22	06/22	07/22	08/22	09/22	10/22	11/22	12/22	Total	%
Number Started:	0	14	9	17	8	16	12	13	16	7	10	0	122	
Transfers to Another Program/Cohort:	0	0	0	0	0	0	0	0	0	0	0	0	0	0%
Transfers from Another Program/Cohort:	0	0	0	0	0	0	0	0	0	0	0	0	0	0%
Total Starts (+/- Transfers):	0	14	9	17	8	16	12	13	16	7	10	0	122	
Unavailable for Graduation:	0	1	1	0	1	0	1	1	1	0	2	0	8	7%
Students Available For Graduation:	0	13	8	17	7	16	11	12	15	7	8	0	114	93%
Withdrawn/Terminated Students:	0	3	4	8	4	5	2	2	5	2	4	0	39	32%
Graduates within 150% Program Length:	0	10	4	9	3	11	9	10	10	5	4	0	75	66%

GRADUATION RATE	0%	77%	50%	53%	43%	69%	82%	83%	67%	71%	50%	0%		66%
Graduates - Further Education: 	0	0	0	0	0	0	0	0	0	0	0	0	0	0%
Graduates - Unavailable for Employment: 	0	0	0	0	0	0	0	0	0	0	0	0	0	0%
Graduates - Available for Employment:	0	10	4	9	3	11	9	10	10	5	4	0	75	100%
Graduates - Employed in Field:	0	8	1	4	2	10	7	7	5	5	4	0	53	71%
EMPLOYMENT RATE	0%	80%	25%	44%	67%	91%	78%	70%	50%	100%	100%	0%		71%
Graduates - Unrelated Occupation:	0	0	0	0	0	0	0	0	0	0	0	0	0	0%
Graduates - Unemployed:	0	0	0	0	0	0	0	0	0	0	0	0	0	0%
Graduates - Unknown:	0	2	3	5	1	1	2	3	5	0	0	0	22	29%
Non-Graduated Students Who Obtained Training Related Employment	0	0	0	0	0	0	0	0	0	0	0	0	0	0%
Employment Rate with Non-Graduated Employed Students	0%	80%	25%	44%	67%	91%	78%	70%	50%	100%	100%	0%		71%

LICENSURE / CERTIFICATION EXAMINATION PASS RATES CHART

Licensure / Certification Name:														
1. Class Start Date:	01/22	02/22	03/22	04/22	05/22	06/22	07/22	08/22	09/22	10/22	11/22	12/22		
2. Number of Graduates:	0	10	4	9	3	11	9	10	10	5	4	0	75	
3. # of Graduates Taking Exam:	0	0	0	0	0	0	0	0	0	0	0	0	0	
4. # of Graduates Passing Exam:	0	0	0	0	0	0	0	0	0	0	0	0	0	
5. Percentage of Grads Passing Exam:	0	0	0	0	0	0	0	0	0	0	0	0	0	Avg.
Licensure / Certification Examination Agency Rate:	0	0	0	0	0	0	0	0	0	0	0	0	0	0
Cancel													Save	

Annual Report: **2024** School Number: **072812** School Name: **United Education Institute** Type: **Branch** Annual Report Status: **Submitted**
 Address1: **3450 S. Maryland Pkwy.** City: **Las Vegas** State: **NV** Zip: **89169**

GRADUATION AND EMPLOYMENT CHART

You must SAVE the G&E form to calculate totals



Cancel	<input checked="" type="checkbox"/> Complete		Save
Approved Program Title:	Heating, Ventilation and Air Conditioning		
Program Code:	940		
Credential:	Diploma		
Report Date:	7/2024	Program Length in Months: <input type="text" value="10"/>	
Beginning Date:	1/2022	End Date:	12/2022

Is this chart for a satellite location? Yes No

Is this chart for a program offered 100% via Distance Education? Yes No

REPORTING PERIOD

Class Start Date (eg 01/21):	01/22	02/22	03/22	04/22	05/22	06/22	07/22	08/22	09/22	10/22	11/22	12/22	Total	%
Number Started:	19	9	7	7	11	8	5	11	11	4	9	0	101	
Transfers to Another Program/Cohort:	0	0	0	0	0	0	0	0	0	0	0	0	0	0%
Transfers from Another Program/Cohort:	0	0	0	0	0	0	0	0	0	0	0	0	0	0%
Total Starts (+/- Transfers):	19	9	7	7	11	8	5	11	11	4	9	0	101	
Unavailable for Graduation:	0	0	0	1	0	0	0	1	0	1	0	0	3	3%
Students Available For Graduation:	19	9	7	6	11	8	5	10	11	3	9	0	98	97%
Withdrawn/Terminated Students:	6	3	3	4	3	2	1	3	7	1	4	0	37	37%
Graduates within 150% Program Length:	13	6	4	2	8	6	4	7	4	2	5	0	61	62%

GRADUATION RATE	68%	67%	57%	33%	73%	75%	80%	70%	36%	67%	56%	0%		62%
Graduates - Further Education: 	0	0	0	0	0	0	0	0	0	0	0	0	0	0
Graduates - Unavailable for Employment: 	0	0	0	0	1	0	0	0	0	0	0	0	1	2%
Graduates - Available for Employment:	13	6	4	2	7	6	4	7	4	2	5	0	60	98%
Graduates - Employed in Field:	6	5	3	2	6	4	2	6	3	2	3	0	42	70%
EMPLOYMENT RATE	46%	83%	75%	100%	86%	67%	50%	86%	75%	100%	60%	0%		70%
Graduates - Unrelated Occupation:	0	0	0	0	0	0	0	0	0	0	0	0	0	0%
Graduates - Unemployed:	0	0	0	0	0	0	0	0	0	0	0	0	0	0%
Graduates - Unknown:	7	1	1	0	1	2	2	1	1	0	2	0	18	30%
Non-Graduated Students Who Obtained Training Related Employment	0	0	0	0	0	0	0	0	0	0	0	0	0	0%
Employment Rate with Non-Graduated Employed Students	46%	83%	75%	100%	86%	67%	50%	86%	75%	100%	60%	0%		70%

LICENSURE / CERTIFICATION EXAMINATION PASS RATES CHART

Licensure / Certification Name:													
1. Class Start Date:	01/22	02/22	03/22	04/22	05/22	06/22	07/22	08/22	09/22	10/22	11/22	12/22	
2. Number of Graduates:	13	6	4	2	8	6	4	7	4	2	5	0	61
3. # of Graduates Taking Exam:	0	0	0	0	0	0	0	0	0	0	0	0	0
4. # of Graduates Passing Exam:	0	0	0	0	0	0	0	0	0	0	0	0	0
5. Percentage of Grads Passing Exam:	0	0	0	0	0	0	0	0	0	0	0	0	0 Avg.
Licensure / Certification Examination Agency Rate:	0	0	0	0	0	0	0	0	0	0	0	0	0
Cancel													Save

Annual Report: **2024** School Number: **072812** School Name: **United Education Institute** Type: **Branch** Annual Report Status: **Submitted**
 Address1: **3450 S. Maryland Pkwy.** City: **Las Vegas** State: **NV** Zip: **89169**

GRADUATION AND EMPLOYMENT CHART

You must SAVE the G&E form to calculate totals



Cancel	<input checked="" type="checkbox"/> Complete	Save
Approved Program Title:	Medical Assistant	
Program Code:	124	
Credential:	Diploma	
Report Date:	7/2024	Program Length in Months: <input type="text" value="10"/>
Beginning Date:	1/2022	End Date: 12/2022

Is this chart for a satellite location? Yes No

Is this chart for a program offered 100% via Distance Education? Yes No

REPORTING PERIOD

Class Start Date (eg 01/21):	01/22	02/22	03/22	04/22	05/22	06/22	07/22	08/22	09/22	10/22	11/22	12/22	Total	%
Number Started:	59	39	29	30	20	26	27	49	31	26	24	0	360	
Transfers to Another Program/Cohort:	0	0	0	0	0	0	0	0	0	0	0	0	0	0%
Transfers from Another Program/Cohort:	0	0	0	0	0	0	0	0	0	0	0	0	0	0%
Total Starts (+/- Transfers):	59	39	29	30	20	26	27	49	31	26	24	0	360	
Unavailable for Graduation:	3	2	2	2	2	1	0	3	2	1	2	0	20	6%
Students Available For Graduation:	56	37	27	28	18	25	27	46	29	25	22	0	340	94%
Withdrawn/Terminated Students:	24	23	13	20	14	6	9	18	7	10	10	0	154	43%
Graduates within 150% Program Length:	32	14	14	8	4	19	18	28	22	15	12	0	186	55%

GRADUATION RATE	57%	38%	52%	29%	22%	76%	67%	61%	76%	60%	55%	0%		55%
Graduates - Further Education: 	0	1	0	0	0	0	0	0	0	0	0	0	1	1%
Graduates - Unavailable for Employment: 	0	0	0	0	0	0	0	0	0	0	0	0	0	0%
Graduates - Available for Employment:	32	13	14	8	4	19	18	28	22	15	12	0	185	99%
Graduates - Employed in Field:	19	12	12	4	4	15	14	15	14	9	11	0	129	70%
EMPLOYMENT RATE	59%	92%	86%	50%	100%	79%	78%	54%	64%	60%	92%	0%		70%
Graduates - Unrelated Occupation:	0	0	0	0	0	0	0	0	0	0	0	0	0	0%
Graduates - Unemployed:	0	0	0	0	0	0	0	0	0	0	0	0	0	0%
Graduates - Unknown:	13	1	2	4	0	4	4	13	8	6	1	0	56	30%
Non-Graduated Students Who Obtained Training Related Employment	0	0	0	0	0	0	0	0	0	0	0	0	0	0%
Employment Rate with Non-Graduated Employed Students	59%	92%	86%	50%	100%	79%	78%	54%	64%	60%	92%	0%		70%

LICENSURE / CERTIFICATION EXAMINATION PASS RATES CHART

Licensure / Certification Name:														
1. Class Start Date:	01/22	02/22	03/22	04/22	05/22	06/22	07/22	08/22	09/22	10/22	11/22	12/22		
2. Number of Graduates:	32	14	14	8	4	19	18	28	22	15	12	0	186	
3. # of Graduates Taking Exam:	0	0	0	0	0	0	0	0	0	0	0	0	0	
4. # of Graduates Passing Exam:	0	0	0	0	0	0	0	0	0	0	0	0	0	
5. Percentage of Grads Passing Exam:	0	0	0	0	0	0	0	0	0	0	0	0	0	Avg.
Licensure / Certification Examination Agency Rate:	0	0	0	0	0	0	0	0	0	0	0	0	0	0
Cancel												Save		

Annual Report: **2024** School Number: **072812** School Name: **United Education Institute** Type: **Branch** Annual Report Status: **Submitted**
 Address1: **3450 S. Maryland Pkwy.** City: **Las Vegas** State: **NV** Zip: **89169**

GRADUATION AND EMPLOYMENT CHART

You must SAVE the G&E form to calculate totals



Cancel	<input checked="" type="checkbox"/> Complete	Save
Approved Program Title:	Medical Billing and Insurance Coding	
Program Code:	130	
Credential:	Diploma	
Report Date:	7/2024	Program Length in Months: <input type="text" value="10"/>
Beginning Date:	1/2022	End Date: 12/2022

Is this chart for a satellite location? Yes No

Is this chart for a program offered 100% via Distance Education? Yes No

REPORTING PERIOD

Class Start Date (eg 01/21):	01/22	02/22	03/22	04/22	05/22	06/22	07/22	08/22	09/22	10/22	11/22	12/22	Total	%
Number Started:	19	15	10	4	7	3	7	9	7	7	5	0	93	
Transfers to Another Program/Cohort:	0	0	0	0	0	0	0	0	0	0	0	0	0	0%
Transfers from Another Program/Cohort:	0	0	0	0	0	0	0	0	0	0	0	0	0	0%
Total Starts (+/- Transfers):	19	15	10	4	7	3	7	9	7	7	5	0	93	
Unavailable for Graduation:	3	3	2	0	1	0	0	1	0	1	0	0	11	12%
Students Available For Graduation:	16	12	8	4	6	3	7	8	7	6	5	0	82	88%
Withdrawn/Terminated Students:	7	5	6	4	2	2	2	2	2	3	2	0	37	40%
Graduates within 150% Program Length:	9	7	2	0	4	1	5	6	5	3	3	0	45	55%

GRADUATION RATE	56%	58%	25%	0%	67%	33%	71%	75%	71%	50%	60%	0%		55%
Graduates - Further Education: 	0	0	0	0	0	0	0	0	1	0	0	0	1	2%
Graduates - Unavailable for Employment: 	0	0	0	0	0	0	0	0	0	0	0	0	0	0%
Graduates - Available for Employment:	9	7	2	0	4	1	5	6	4	3	3	0	44	98%
Graduates - Employed in Field:	5	5	2	0	4	1	4	4	3	1	2	0	31	70%
EMPLOYMENT RATE	56%	71%	100%	0%	100%	100%	80%	67%	75%	33%	67%	0%		70%
Graduates - Unrelated Occupation:	0	0	0	0	0	0	0	0	0	0	0	0	0	0%
Graduates - Unemployed:	0	0	0	0	0	0	0	0	0	0	0	0	0	0%
Graduates - Unknown:	4	2	0	0	0	0	1	2	1	2	1	0	13	30%
Non-Graduated Students Who Obtained Training Related Employment	0	0	0	0	0	0	0	0	0	0	0	0	0	0%
Employment Rate with Non-Graduated Employed Students	56%	71%	100%	0%	100%	100%	80%	67%	75%	33%	67%	0%		70%

LICENSURE / CERTIFICATION EXAMINATION PASS RATES CHART

Licensure / Certification Name:														
1. Class Start Date:	01/22	02/22	03/22	04/22	05/22	06/22	07/22	08/22	09/22	10/22	11/22	12/22		
2. Number of Graduates:	9	7	2	0	4	1	5	6	5	3	3	0	45	
3. # of Graduates Taking Exam:	0	0	0	0	0	0	0	0	0	0	0	0	0	
4. # of Graduates Passing Exam:	0	0	0	0	0	0	0	0	0	0	0	0	0	
5. Percentage of Grads Passing Exam:	0	0	0	0	0	0	0	0	0	0	0	0	0	Avg.
Licensure / Certification Examination Agency Rate:	0	0	0	0	0	0	0	0	0	0	0	0	0	0




Cancel													Save
---------------	--	--	--	--	--	--	--	--	--	--	--	--	-------------

Annual Report: **2024** School Number: **072812** School Name: **United Education Institute** Type: **Branch** Annual Report Status: **Submitted**

Address1: **3450 S. Maryland Pkwy.** City: **Las Vegas** State: **NV** Zip: **89169**

<input type="button" value="Cancel"/>	<input checked="" type="checkbox"/> Complete	<input type="button" value="Save"/>
---------------------------------------	--	-------------------------------------

PROGRAM ENROLLMENT SUMMARY

ACCSC Approved Program Title:	Automotive Technician		
Program Code:	605		
Credential:	Diploma		
Date Approved by ACCSC:	05/05/2020		
Program Approval Type:	Occupational		
Program Length in Months:	9 		
Approved Clock Hours:	720	Total Tuition:	21500.00 
Approved Credit Hours:	36	Additional Expenses:	0.00
Credit Hour Type	Semester	Average starting salary for graduates:	34493.00 
<input type="checkbox"/> An externship is offered as a part of the program.			
Externship clock hours:	0		
Externship credit hours	0		

LICENSURE / CERTIFICATION EXAMINATION ADMINISTERING AGENCY

Licensure or Certification Examination is required for Employment Yes No

ENROLLMENT DATA

Is there reportable data on the Graduation & Employment ("G&E") Chart for this program? Yes No
 G & E Chart(s) is required in order to successfully submit the Annual Report.

Do students take any portion of the program via Distance Education Yes No

Number of Students enrolled as of 7/1/23

Number of students enrolled in 100% Distance Education

Number of students enrolled in an on-campus/distance education hybrid

Number of students enrolled in on-campus only (if program not offered 100% online)

Total Students Enrolled as of 7/1/23: 82

Additional Students enrolled between 7/1/23 and 6/30/24:

Number of students enrolled in 100% Distance Education

Number of students enrolled in a on-campus/distance education hybrid

Number of students enrolled in on-campus only (if program not offered 100% online)

Total number of additional student enrollments between 7/1/23 and 6/30/24 156

Total Students 238

Satellite Location Enrollment Yes No

Graduated Between 7/1/23 and 6/30/24

i. Employed in field:	<input type="text" value="60"/>		
ii. Employed in unrelated field:	<input type="text" value="0"/>		
iii. Further Ed: 4 year college:	<input type="text" value="0"/>		
iv. Further Ed: 2 year college:	<input type="text" value="0"/>		
v. Further Ed: Trade school:	<input type="text" value="0"/>		
vi. Further Ed: Other Training:	<input type="text" value="0"/>		
vii. Unemployed:	<input type="text" value="42"/>		
viii. Unknown:	<input type="text" value="0"/>		
ix. Incarcerated:	<input type="text" value="0"/>		
x. Military:	<input type="text" value="0"/>		
xi. Death:	<input type="text" value="0"/>		
xii. Medical:	<input type="text" value="0"/>		
xiii. International:	<input type="text" value="0"/>		
Total Graduated:	<input type="text" value="102"/>		

Withdrew or Terminated Between 7/1/23 and 6/30/24 

i. Employed in field:	0		
ii. Employed in unrelated field:	0		
iii. Incarcerated:	0		
iv. Military Service:	0		
v. Death:	0		
vi. Medical:	0		
vii. International Student:	0		
viii. Financial/Family:	1		
ix. Moved from area:	0		
x. Personal Reasons:	3		
xi. Attendance:	24		
xii. Academic:	0		
xiii. Transfer within school:	0		
xiv. Other:	18		
xv. Unknown:	0		
Total Withdrew or Terminated:	46		
Total Number of Students Enrolled as of 6/30/24:	90		

For the following questions, please identify the characteristics for students enrolled as of 6/30/24 

a. No HS Diploma/GED:	0	a. Under 25:	46
b. GED:	8	b. 25-34:	32
c. HS Diploma:	82	c. 35-44:	8
d. Post-Secondary:	0	d. 45-Over:	4
e. Associates:	0	Total by Age:	90
f. Baccalaureate:	0	a. White:	5
g. Post Baccalaureate:	0	b. Black or African American:	15
Total by Credential:	90	c. Hispanic/Latino:	16
a. Male:	70	d. Asian:	1
b. Female:	17	e. American Indian or Alaska Native:	1
c. Not disclosed	3	f. Native Hawaiian or Other Pacific Islander	1
Total by Gender:	90	g. Two or more races	4
		h. Race and Ethnicity unknown:	47
		Total by Ethnicity:	90

Cancel

Save

Annual Report: **2024** School Number: **072812** School Name: **United Education Institute** Type: **Branch** Annual Report Status: **Submitted**

Address1: **3450 S. Maryland Pkwy.** City: **Las Vegas** State: **NV** Zip: **89169**

<input type="button" value="Cancel"/>	<input checked="" type="checkbox"/> Complete	<input type="button" value="Save"/>
PROGRAM ENROLLMENT SUMMARY		
ACCSC Approved Program Title:	Dental Assistant	
Program Code:	106	
Credential:	Diploma	
Date Approved by ACCSC:	05/05/2020	
Program Approval Type:	Occupational	
Program Length in Months:	8	
Approved Clock Hours:	800	Total Tuition: <input type="text" value="19900.00"/>
Approved Credit Hours:	35	Additional Expenses: <input type="text" value="0.00"/>
Credit Hour Type	Semester	Average starting salary for graduates: <input type="text" value="32124.00"/>
<input checked="" type="checkbox"/> An externship is offered as a part of the program.		
Externship clock hours:	170	
Externship credit hours	3.5	
LICENSURE / CERTIFICATION EXAMINATION ADMINISTERING AGENCY		
Licensure or Certification Examination is required for Employment <input type="radio"/> Yes <input checked="" type="radio"/> No		

ENROLLMENT DATA

Is there reportable data on the Graduation & Employment ("G&E") Chart for this program? Yes No
 G & E Chart(s) is required in order to successfully submit the Annual Report.

Do students take any portion of the program via Distance Education Yes No

Number of Students enrolled as of 7/1/23

Number of students enrolled in 100% Distance Education

Number of students enrolled in an on-campus/distance education hybrid

Number of students enrolled in on-campus only (if program not offered 100% online)

Total Students Enrolled as of 7/1/23: 57

Additional Students enrolled between 7/1/23 and 6/30/24:

Number of students enrolled in 100% Distance Education

Number of students enrolled in a on-campus/distance education hybrid

Number of students enrolled in on-campus only (if program not offered 100% online)

Total number of additional student enrollments between 7/1/23 and 6/30/24 74

Total Students 131

Satellite Location Enrollment Yes No

Graduated Between 7/1/23 and 6/30/24

i. Employed in field:	36		
ii. Employed in unrelated field:	0		
iii. Further Ed: 4 year college:	0		
iv. Further Ed: 2 year college:	0		
v. Further Ed: Trade school:	0		
vi. Further Ed: Other Training:	1		
vii. Unemployed:	17		
viii. Unknown:	0		
ix. Incarcerated:	0		
x. Military:	0		
xi. Death:	0		
xii. Medical:	0		
xiii. International:	0		
Total Graduated:	54		

Withdrew or Terminated Between 7/1/23 and 6/30/24 

i. Employed in field:	0		
ii. Employed in unrelated field:	0		
iii. Incarcerated:	0		
iv. Military Service:	0		
v. Death:	0		
vi. Medical:	0		
vii. International Student:	0		
viii. Financial/Family:	0		
ix. Moved from area:	1		
x. Personal Reasons:	0		
xi. Attendance:	17		
xii. Academic:	0		
xiii. Transfer within school:	0		
xiv. Other:	15		
xv. Unknown:	0		
Total Withdrew or Terminated:	33		
Total Number of Students Enrolled as of 6/30/24:	44		

For the following questions, please identify the characteristics for students enrolled as of 6/30/24 




a. No HS Diploma/GED:	1	a. Under 25:	33
b. GED:	4	b. 25-34:	5
c. HS Diploma:	39	c. 35-44:	4
d. Post-Secondary:	0	d. 45-Over:	2
e. Associates:	0	Total by Age:	44
f. Baccalaureate:	0	a. White:	2
g. Post Baccalaureate:	0	b. Black or African American:	9
Total by Credential:	44	c. Hispanic/Latino:	6
a. Male:	6	d. Asian:	1
b. Female:	38	e. American Indian or Alaska Native:	0
c. Not disclosed	0	f. Native Hawaiian or Other Pacific Islander	0
Total by Gender:	44	g. Two or more races	1
		h. Race and Ethnicity unknown:	25
		Total by Ethnicity:	44

Cancel

Save

Annual Report: **2024** School Number: **072812** School Name: **United Education Institute** Type: **Branch** Annual Report Status: **Submitted**

Address1: **3450 S. Maryland Pkwy.** City: **Las Vegas** State: **NV** Zip: **89169**

<input type="button" value="Cancel"/>	<input checked="" type="checkbox"/> Complete	<input type="button" value="Save"/>
PROGRAM ENROLLMENT SUMMARY		
ACCSC Approved Program Title:	Electrician Technician	
Program Code:	935	
Credential:	Diploma	
Date Approved by ACCSC:	07/08/2021	
Program Approval Type:		
Program Length in Months:	10 	
Approved Clock Hours:	720	Total Tuition: <input type="text" value="21500.00"/> 
Approved Credit Hours:	36	Additional Expenses: <input type="text" value="0.00"/>
Credit Hour Type	Semester	Average starting salary for graduates: <input type="text" value="38952.00"/> 
<input type="checkbox"/> An externship is offered as a part of the program.		
Externship clock hours:	0	
Externship credit hours	0	
LICENSURE / CERTIFICATION EXAMINATION ADMINISTERING AGENCY		
Licensure or Certification Examination is required for Employment <input type="radio"/> Yes <input checked="" type="radio"/> No		

ENROLLMENT DATA

Is there reportable data on the Graduation & Employment ("G&E") Chart for this program? Yes No
 G & E Chart(s) is required in order to successfully submit the Annual Report.

Do students take any portion of the program via Distance Education Yes No

Number of Students enrolled as of 7/1/23

Number of students enrolled in 100% Distance Education

Number of students enrolled in an on-campus/distance education hybrid

Number of students enrolled in on-campus only (if program not offered 100% online)

Total Students Enrolled as of 7/1/23: 103

Additional Students enrolled between 7/1/23 and 6/30/24:

Number of students enrolled in 100% Distance Education

Number of students enrolled in a on-campus/distance education hybrid

Number of students enrolled in on-campus only (if program not offered 100% online)

Total number of additional student enrollments between 7/1/23 and 6/30/24 174

Total Students 277

Satellite Location Enrollment Yes No

Graduated Between 7/1/23 and 6/30/24

i. Employed in field:	53		
ii. Employed in unrelated field:	0		
iii. Further Ed: 4 year college:	0		
iv. Further Ed: 2 year college:	0		
v. Further Ed: Trade school:	0		
vi. Further Ed: Other Training:	0		
vii. Unemployed:	50		
viii. Unknown:	0		
ix. Incarcerated:	0		
x. Military:	0		
xi. Death:	0		
xii. Medical:	0		
xiii. International:	0		
Total Graduated:	103		

Withdrew or Terminated Between 7/1/23 and 6/30/24 

i. Employed in field:	0		
ii. Employed in unrelated field:	0		
iii. Incarcerated:	1		
iv. Military Service:	1		
v. Death:	0		
vi. Medical:	0		
vii. International Student:	0		
viii. Financial/Family:	0		
ix. Moved from area:	0		
x. Personal Reasons:	0		
xi. Attendance:	35		
xii. Academic:	0		
xiii. Transfer within school:	0		
xiv. Other:	21		
xv. Unknown:	0		
Total Withdrew or Terminated:	58		
Total Number of Students Enrolled as of 6/30/24:	116		

For the following questions, please identify the characteristics for students enrolled as of 6/30/24 




a. No HS Diploma/GED:	<input type="text" value="0"/>	a. Under 25:	<input type="text" value="60"/>
b. GED:	<input type="text" value="13"/>	b. 25-34:	<input type="text" value="39"/>
c. HS Diploma:	<input type="text" value="103"/>	c. 35-44:	<input type="text" value="12"/>
d. Post-Secondary:	<input type="text" value="0"/>	d. 45-Over:	<input type="text" value="5"/>
e. Associates:	<input type="text" value="0"/>	Total by Age:	116
f. Baccalaureate:	<input type="text" value="0"/>	a. White:	<input type="text" value="4"/>
g. Post Baccalaureate:	<input type="text" value="0"/>	b. Black or African American:	<input type="text" value="21"/>
Total by Credential:	116	c. Hispanic/Latino:	<input type="text" value="25"/>
a. Male:	<input type="text" value="105"/>	d. Asian:	<input type="text" value="0"/>
b. Female:	<input type="text" value="11"/>	e. American Indian or Alaska Native:	<input type="text" value="2"/>
c. Not disclosed	<input type="text" value="0"/>	f. Native Hawaiian or Other Pacific Islander	<input type="text" value="1"/>
Total by Gender:	116	g. Two or more races	<input type="text" value="10"/>
		h. Race and Ethnicity unknown:	<input type="text" value="53"/>
		Total by Ethnicity:	116
<input type="button" value="Cancel"/>			<input type="button" value="Save"/>

Annual Report: **2024** School Number: **072812** School Name: **United Education Institute** Type: **Branch** Annual Report Status: **Submitted**

Address1: **3450 S. Maryland Pkwy.** City: **Las Vegas** State: **NV** Zip: **89169**

<input type="button" value="Cancel"/>	<input checked="" type="checkbox"/> Complete	<input type="button" value="Save"/>
---------------------------------------	--	-------------------------------------

PROGRAM ENROLLMENT SUMMARY

ACCSC Approved Program Title:	Heating, Ventilation and Air Conditioning		
Program Code:	940		
Credential:	Diploma		
Date Approved by ACCSC:	05/05/2020		
Program Approval Type:	Occupational		
Program Length in Months:	9 		
Approved Clock Hours:	720	Total Tuition:	21500.00 
Approved Credit Hours:	36	Additional Expenses:	0.00
Credit Hour Type	Semester	Average starting salary for graduates:	40030.00 
<input type="checkbox"/> An externship is offered as a part of the program.			
Externship clock hours:	0		
Externship credit hours	0		

LICENSURE / CERTIFICATION EXAMINATION ADMINISTERING AGENCY

Licensure or Certification Examination is required for Employment Yes No

ENROLLMENT DATA

Is there reportable data on the Graduation & Employment ("G&E") Chart for this program? Yes No
 G & E Chart(s) is required in order to successfully submit the Annual Report.

Do students take any portion of the program via Distance Education Yes No

Number of Students enrolled as of 7/1/23

Number of students enrolled in 100% Distance Education

Number of students enrolled in an on-campus/distance education hybrid

Number of students enrolled in on-campus only (if program not offered 100% online)

Total Students Enrolled as of 7/1/23: 70

Additional Students enrolled between 7/1/23 and 6/30/24:

Number of students enrolled in 100% Distance Education

Number of students enrolled in a on-campus/distance education hybrid

Number of students enrolled in on-campus only (if program not offered 100% online)

Total number of additional student enrollments between 7/1/23 and 6/30/24 135

Total Students 205

Satellite Location Enrollment Yes No

Graduated Between 7/1/23 and 6/30/24

i. Employed in field:	37		
ii. Employed in unrelated field:	0		
iii. Further Ed: 4 year college:	0		
iv. Further Ed: 2 year college:	0		
v. Further Ed: Trade school:	0		
vi. Further Ed: Other Training:	0		
vii. Unemployed:	33		
viii. Unknown:	0		
ix. Incarcerated:	0		
x. Military:	0		
xi. Death:	0		
xii. Medical:	0		
xiii. International:	0		
Total Graduated:	70		

Withdrew or Terminated Between 7/1/23 and 6/30/24 

i. Employed in field:	0		
ii. Employed in unrelated field:	0		
iii. Incarcerated:	0		
iv. Military Service:	1		
v. Death:	0		
vi. Medical:	0		
vii. International Student:	0		
viii. Financial/Family:	0		
ix. Moved from area:	1		
x. Personal Reasons:	0		
xi. Attendance:	28		
xii. Academic:	0		
xiii. Transfer within school:	0		
xiv. Other:	17		
xv. Unknown:	0		
Total Withdrew or Terminated:	47		
Total Number of Students Enrolled as of 6/30/24:	88		

For the following questions, please identify the characteristics for students enrolled as of 6/30/24 




a. No HS Diploma/GED:	0	a. Under 25:	28
b. GED:	15	b. 25-34:	36
c. HS Diploma:	73	c. 35-44:	15
d. Post-Secondary:	0	d. 45-Over:	9
e. Associates:	0	Total by Age:	88
f. Baccalaureate:	0	a. White:	5
g. Post Baccalaureate:	0	b. Black or African American:	13
Total by Credential:	88	c. Hispanic/Latino:	14
a. Male:	83	d. Asian:	3
b. Female:	5	e. American Indian or Alaska Native:	1
c. Not disclosed	0	f. Native Hawaiian or Other Pacific Islander	0
Total by Gender:	88	g. Two or more races	1
		h. Race and Ethnicity unknown:	51
		Total by Ethnicity:	88

Cancel

Save

Annual Report: **2024** School Number: **072812** School Name: **United Education Institute** Type: **Branch** Annual Report Status: **Submitted**

Address1: **3450 S. Maryland Pkwy.** City: **Las Vegas** State: **NV** Zip: **89169**

<input type="button" value="Cancel"/>	<input checked="" type="checkbox"/> Complete	<input type="button" value="Save"/>
PROGRAM ENROLLMENT SUMMARY		
ACCSC Approved Program Title:	Medical Assistant	
Program Code:	124	
Credential:	Diploma	
Date Approved by ACCSC:	05/05/2020	
Program Approval Type:	Occupational	
Program Length in Months:	9 	
Approved Clock Hours:	810	Total Tuition: <input type="text" value="19900.00"/> 
Approved Credit Hours:	33.5	Additional Expenses: <input type="text" value="0.00"/>
Credit Hour Type	Semester	Average starting salary for graduates: <input type="text" value="31473.00"/> 
<input checked="" type="checkbox"/> An externship is offered as a part of the program.		
Externship clock hours:	250	
Externship credit hours	5.5	
LICENSURE / CERTIFICATION EXAMINATION ADMINISTERING AGENCY		
Licensure or Certification Examination is required for Employment <input type="radio"/> Yes <input checked="" type="radio"/> No		

ENROLLMENT DATA

Is there reportable data on the Graduation & Employment ("G&E") Chart for this program? Yes No
 G & E Chart(s) is required in order to successfully submit the Annual Report.

Do students take any portion of the program via Distance Education Yes No

Number of Students enrolled as of 7/1/23

Number of students enrolled in 100% Distance Education

Number of students enrolled in an on-campus/distance education hybrid

Number of students enrolled in on-campus only (if program not offered 100% online)

Total Students Enrolled as of 7/1/23: 191

Additional Students enrolled between 7/1/23 and 6/30/24:

Number of students enrolled in 100% Distance Education

Number of students enrolled in a on-campus/distance education hybrid

Number of students enrolled in on-campus only (if program not offered 100% online)

Total number of additional student enrollments between 7/1/23 and 6/30/24 195

Total Students 386

Satellite Location Enrollment Yes No

Graduated Between 7/1/23 and 6/30/24

i. Employed in field:	108		
ii. Employed in unrelated field:	0		
iii. Further Ed: 4 year college:	0		
iv. Further Ed: 2 year college:	0		
v. Further Ed: Trade school:	0		
vi. Further Ed: Other Training:	0		
vii. Unemployed:	63		
viii. Unknown:	0		
ix. Incarcerated:	0		
x. Military:	0		
xi. Death:	0		
xii. Medical:	0		
xiii. International:	0		
Total Graduated:	171		

Withdrew or Terminated Between 7/1/23 and 6/30/24 

i. Employed in field:	0		
ii. Employed in unrelated field:	0		
iii. Incarcerated:	0		
iv. Military Service:	0		
v. Death:	0		
vi. Medical:	0		
vii. International Student:	0		
viii. Financial/Family:	1		
ix. Moved from area:	2		
x. Personal Reasons:	0		
xi. Attendance:	50		
xii. Academic:	0		
xiii. Transfer within school:	0		
xiv. Other:	42		
xv. Unknown:	0		
Total Withdrew or Terminated:	95		
Total Number of Students Enrolled as of 6/30/24:	120		

For the following questions, please identify the characteristics for students enrolled as of 6/30/24 

a. No HS Diploma/GED:	4	a. Under 25:	82
b. GED:	7	b. 25-34:	28
c. HS Diploma:	109	c. 35-44:	9
d. Post-Secondary:	0	d. 45-Over:	1
e. Associates:	0	Total by Age:	120
f. Baccalaureate:	0	a. White:	2
g. Post Baccalaureate:	0	b. Black or African American:	24
Total by Credential:	120	c. Hispanic/Latino:	24
a. Male:	4	d. Asian:	1
b. Female:	116	e. American Indian or Alaska Native:	1
c. Not disclosed	0	f. Native Hawaiian or Other Pacific Islander	2
Total by Gender:	120	g. Two or more races	11
		h. Race and Ethnicity unknown:	55
		Total by Ethnicity:	120

Cancel

Save

Annual Report: **2024** School Number: **072812** School Name: **United Education Institute** Type: **Branch** Annual Report Status: **Submitted**

Address1: **3450 S. Maryland Pkwy.** City: **Las Vegas** State: **NV** Zip: **89169**

<input type="button" value="Cancel"/>	<input checked="" type="checkbox"/> Complete	<input type="button" value="Save"/>
---------------------------------------	--	-------------------------------------

PROGRAM ENROLLMENT SUMMARY

ACCSC Approved Program Title:	Medical Billing and Insurance Coding		
Program Code:	130		
Credential:	Diploma		
Date Approved by ACCSC:	05/05/2020		
Program Approval Type:	Occupational		
Program Length in Months:	9		
Approved Clock Hours:	810	Total Tuition:	19900.00
Approved Credit Hours:	33.5	Additional Expenses:	0.00
Credit Hour Type	Semester	Average starting salary for graduates:	32760.00
<input checked="" type="checkbox"/> An externship is offered as a part of the program.			
Externship clock hours:	250		
Externship credit hours	5.5		

LICENSURE / CERTIFICATION EXAMINATION ADMINISTERING AGENCY

Licensure or Certification Examination is required for Employment Yes No

ENROLLMENT DATA

Is there reportable data on the Graduation & Employment ("G&E") Chart for this program? Yes No
 G & E Chart(s) is required in order to successfully submit the Annual Report.

Do students take any portion of the program via Distance Education Yes No

Number of Students enrolled as of 7/1/23

Number of students enrolled in 100% Distance Education

Number of students enrolled in an on-campus/distance education hybrid

Number of students enrolled in on-campus only (if program not offered 100% online)

Total Students Enrolled as of 7/1/23: 62

Additional Students enrolled between 7/1/23 and 6/30/24:

Number of students enrolled in 100% Distance Education

Number of students enrolled in a on-campus/distance education hybrid

Number of students enrolled in on-campus only (if program not offered 100% online)

Total number of additional student enrollments between 7/1/23 and 6/30/24 60

Total Students 122

Satellite Location Enrollment Yes No

Graduated Between 7/1/23 and 6/30/24

i. Employed in field:	31		
ii. Employed in unrelated field:	0		
iii. Further Ed: 4 year college:	0		
iv. Further Ed: 2 year college:	0		
v. Further Ed: Trade school:	0		
vi. Further Ed: Other Training:	1		
vii. Unemployed:	16		
viii. Unknown:	0		
ix. Incarcerated:	0		
x. Military:	0		
xi. Death:	0		
xii. Medical:	0		
xiii. International:	0		
Total Graduated:	48		

Withdrew or Terminated Between 7/1/23 and 6/30/24 

i. Employed in field:	0		
ii. Employed in unrelated field:	0		
iii. Incarcerated:	0		
iv. Military Service:	0		
v. Death:	0		
vi. Medical:	0		
vii. International Student:	0		
viii. Financial/Family:	0		
ix. Moved from area:	1		
x. Personal Reasons:	0		
xi. Attendance:	15		
xii. Academic:	0		
xiii. Transfer within school:	0		
xiv. Other:	18		
xv. Unknown:	0		
Total Withdrew or Terminated:	34		
Total Number of Students Enrolled as of 6/30/24:	40		

For the following questions, please identify the characteristics for students enrolled as of 6/30/24 

a. No HS Diploma/GED:	1	a. Under 25:	10
b. GED:	8	b. 25-34:	19
c. HS Diploma:	31	c. 35-44:	8
d. Post-Secondary:	0	d. 45-Over:	3
e. Associates:	0	Total by Age:	40
f. Baccalaureate:	0	a. White:	0
g. Post Baccalaureate:	0	b. Black or African American:	10
Total by Credential:	40	c. Hispanic/Latino:	4
a. Male:	5	d. Asian:	0
b. Female:	35	e. American Indian or Alaska Native:	0
c. Not disclosed	0	f. Native Hawaiian or Other Pacific Islander	1
Total by Gender:	40	g. Two or more races	5
		h. Race and Ethnicity unknown:	20
		Total by Ethnicity:	40

<input type="button" value="Cancel"/>			<input type="button" value="Save"/>
---------------------------------------	--	--	-------------------------------------