

Annual Report: **2024** School Number: **072331** School Name: **UEI College** Type: **Branch** Annual Report Status: **Submitted**
 Address1: **1860 University Ave.** City: **Riverside** State: **CA** Zip: **92507**

Cancel	Report Prepared by:	Brian Bursey
	Report Completed by:	Brian Bursey
	Report Completed by Email:	burseyb@ieccolleges.com

PART 1 - SCHOOL DEMOGRAPHIC DATA

School Director	Salutation:	Mr. <input type="button" value="v"/>	Director Email:	QuirkK@uei.edu
First Name:	Kevin		Last Name:	Quirk
Demographic Location:	Metro Level B - Areas of 250,000 to 999,999 <input type="button" value="v"/>		Unemployment Rate: <input type="button" value="i"/>	5.9 %
Website Directory Email: <input type="button" value="i"/>	QuirkK@uei.edu		Median Yearly Household Income:	83448.00
Official Correspondence Name: <input type="button" value="i"/>	Sandra Gracia	Official Correspondence Email: <input type="button" value="i"/>	gracias@uei.edu	
Official Correspondence Name:		Official Correspondence Email:		
Chief Executive Officer Name: <input type="button" value="i"/>	Shoukry Tiab	Chief Executive Officer Email:	tiabs@ieccolleges.com	

PART 1A - ADDITIONAL CONTACTS

		Department Director(s) <input type="button" value="i"/>	
	Name	Email Address	
1.	Sandra Gracia	gracias@uei.edu	
2.	Brian Bursey	BurseyB@IECColleges.com	
3.			
4.			
5.			

		ACCSC Volunteer(s) <input type="button" value="i"/>	
	Name	Email Address	
1.	Sandra Gracia	gracias@uei.edu	
2.			

PART 2 - OPERATIONS

How is the school legally established? C Corporation

Check this box if there are legal actions pending against the school

If checked, please provide a brief summary:
 There are currently three litigated matters for schools under ACCSC. One involves a former employee alleging wage and hour claims, one involves a

Other accrediting agencies:

Was the school operating under a Warning, Probation or on Reporting as issued by any other regulatory agency (ex. accrediting agency, state) between July 1, 2023 and June 30, 2024? If so, select all that apply

Warning Show Cause Order Probation Reporting

If so, please provide a brief summary about the current status:

Was the school operating under a Warning, Probation or on Reporting or Heightened Monitoring as issued by ACCSC between July 1, 2023 and June 30, 2024? If so, select all that apply:

Warning Show Cause Order Probation Reporting Heightened Monitoring

Check this box if any program reviews or audits, not including fiscal year end audit of financial statements, have been conducted by federal, state, or private agencies.

If so, please provide a brief summary about the current status:

Check this box if a Corporation owns the school

Corporation Name:	International Education Corporation	City:	Irvine
Corporation Address:	16485 Laguna Canyon Road #300	Zip:	92618
State:	California <input type="button" value="v"/>	Phone:	949-272-7200
Phone:	949-272-7200	Fax:	

Check this box if another Corporation/individual owns stock of the corporation that owns the school Check this box if the school is publicly traded

Corporate Compliance Officer:	Sandra Gracia	Title:	VP Regulatory Compliance
Phone:	949-272-7202	Email:	gracias@uei.edu

PART 2a - OWNERSHIP

Identify the legal entity or individual(s) who directly owns 5% or more of the school (i.e., the first level of ownership)

Name: IEC Corporation	Percentage: 100 %	Name:	Percentage: %
Name:	Percentage: %	Name:	Percentage: %
Name:	Percentage: %	Name:	Percentage: %
Name:	Percentage: %	Name:	Percentage: %
Name:	Percentage: %	Name:	Percentage: %

If more than one level of ownership exists between the entity that directly owns the school and the ultimate owners, identify each entity and percentage of ownership in the ownership chain, up to and including the par

Level 2		Level 3		Level 4	
Name: SP/Palm IEC Holdings LL	Percentage: 48.6 %	Name: Palm IEC LLC	Percentage: 100 %	Name: Palm IEC Holdings LLC	Percentage: 100 %
Name: Palm IEC Holdings, LLC	Percentage: 5.83 %	Name:	Percentage: %	Name:	Percentage: %
Name: Berggruen Holdings NA	Percentage: 0.84 %	Name:	Percentage: %	Name:	Percentage: %
Name: Management and BOD	Percentage: 12.07 %	Name:	Percentage: %	Name:	Percentage: %
Name: ESOP	Percentage: 32.66 %	Name:	Percentage: %	Name:	Percentage: %

Identify the individuals who own 10% or more of the final legal entity (ultimate parent).

Name: Berggruen Holdings LLC	Percentage: 100 %	Name:	Percentage: %
Name: Nicolas Berggruen Charit	Percentage: 100 %	Name:	Percentage: %
Name:	Percentage: %	Name:	Percentage: %
Name:	Percentage: %	Name:	Percentage: %
Name:	Percentage: %	Name:	Percentage: %

PART 2b - NON-PROFIT BOARD MEMBERS

If the school is part of/owned by a non-profit organization/corporation, this certifies that an individual/entity group (owner or manager) that has any financial interest in the non-profit organization/corporation does not serve as a board member, have a seat on the Board, or is not a member of the non-profit corporation.

Board Chair

Name:

Board Member Names

Name:

Name:

Name:

Name:

Name:

Name:

Name:

Name:

Name:

Name:

Name:

Name:

Name:

Name:

Name:

Name:

Name:

Name:

Name:

Name:

Name:

Name:

PART 2c - OPERATIONAL DATA

- Yes No Does the school have approval to offer a degree program?
- Yes No Does the school have ACCSC approval to offer any portion of a program via Distance Education?
- Yes No If yes, does the school offer any programs via 100% Distance Education?
- Yes No Does the school have ACCSC approval to offer any avocational / continuing education courses?
- Yes No Does the school admit Ability-to-Benefit students?
- Yes No Through your standard procedure (not only as part of your renewal), have you or will you have a third party review your employment information?

If yes, what company do you use or plan on using?

Fiscal Year-End	Individual School Gross Tuition Revenue	Financial Aid Participant: <input checked="" type="radio"/> Yes <input type="radio"/> No	OPEID: <input type="text" value="039696"/>
Most Recent: 2023	21585825.00	3-Year Cohort Default Rate 2021: 0 %	
2nd Most Recent: 2022	18988750.00	3-Year Cohort Default Rate 2020: 0 %	
3rd Most Recent: 2021	16149031.00	3-Year Cohort Default Rate 2019: 4.1 %	

PART 2d - SUBSTANTIVE CHANGES July 1, 2023 - June 30, 2024

- Yes No Did the school change location?
- Yes No Did the school change its name?
- Yes No Did the school establish a separate facility?
- Yes No Did the school Teach-Out or discontinue any programs?
- Yes No Did the school modify the clock or credit hours for any program?
- Yes No Did the school offer any new programs?
- Yes No Did the school offer a degree program for the first time?
- Yes No Did the school change in ownership/control?
- Yes No If so, did the school submit an application for a change of ownership/control?

PART 3 - CHARACTERISTICS OF STUDENT ENROLLMENT

Student Enrollment - July 1, 2023:	987
Additional enrollments: July 1, 2023 - June 30, 2024	1727
Total Enrollments:	2714
Students Graduated: July 1, 2023 - June 30, 2024	1155
Students who withdrew or were terminated: July 1, 2023 - June 30, 2024	366
Total Enrollment as of June 30, 2024:	1193
If there are zero student enrollments for July 1, 2023 and/or June 30, 2024, please provide a brief explanation:	
<input type="text"/>	
Percentage of students receiving:	
Title IV Financial Assistance:	96.8
Title IV Pell Grants:	88.2
Title IV Loans:	94.5
Non-Title IV Assistance:	76.8
How many hours did faculty, staff and students devote to Community Service projects and activities organized by the school?:	94
Total student enrollment in any avocational / continuing education courses: July 1, 2023 - June 30, 2024	0

Cancel

Annual Report: **2024** School Number: **072331** School Name: **UEI College** Type: **Branch** Annual Report Status: **Submitted**
 Address: **1860 University Ave.** City: **Riverside** State: **CA** Zip: **92507**

GRADUATION AND EMPLOYMENT CHART



 You must **SAVE** the G&E form to calculate totals

Cancel	<input checked="" type="checkbox"/> Complete		Save
Approved Program Title:	Business Office Administration		
Program Code:	1000		
Credential:	Diploma		
Report Date:	7/2024	Program Length in Months: ?	10
Beginning Date:	1/2022	End Date:	12/2022

 Is this chart for a satellite location? Yes No [?](#)

 Is this chart for a program offered 100% via Distance Education? Yes No [?](#)
REPORTING PERIOD

Class Start Date (eg 01/21):	01/22	02/22	03/22	04/22	05/22	06/22	07/22	08/22	09/22	10/22	11/22	12/22	Total	%
Number Started:	9	7	3	6	0	3	5	5	3	3	6	0	50	
Transfers to Another Program/Cohort:	0	0	0	0	0	0	0	0	0	0	0	0	0	0%
Transfers from Another Program/Cohort:	0	0	0	0	0	0	0	0	0	0	0	0	0	0%
Total Starts (+/- Transfers):	9	7	3	6	0	3	5	5	3	3	6	0	50	
Unavailable for Graduation: ?	1	1	1	0	0	0	1	1	1	0	0	0	6	12%
Students Available For Graduation:	8	6	2	6	0	3	4	4	2	3	6	0	44	88%
Withdrawn/Terminated Students:	5	4	1	2	0	1	1	1	1	1	3	0	20	40%
Graduates within 150% Program Length:	3	2	1	4	0	2	3	3	1	2	3	0	24	55%

GRADUATION RATE	38%	33%	50%	67%	0%	67%	75%	75%	50%	67%	50%	0%		55%
Graduates - Further Education: 	0	0	0	0	0	0	0	0	0	0	0	0	0	0%
Graduates - Unavailable for Employment: 	0	0	0	0	0	0	0	0	0	0	0	0	0	0%
Graduates - Available for Employment:	3	2	1	4	0	2	3	3	1	2	3	0	24	100%
Graduates - Employed in Field:	2	2	0	2	0	2	2	2	1	2	3	0	18	75%
EMPLOYMENT RATE	67%	100%	0%	50%	0%	100%	67%	67%	100%	100%	100%	0%		75%
Graduates - Unrelated Occupation:	0	0	0	0	0	0	0	0	0	0	0	0	0	0%
Graduates - Unemployed:	0	0	0	0	0	0	0	0	0	0	0	0	0	0%
Graduates - Unknown:	1	0	1	2	0	0	1	1	0	0	0	0	6	25%
Non-Graduated Students Who Obtained Training Related Employment	0	0	0	0	0	0	0	0	0	0	0	0	0	0%
Employment Rate with Non-Graduated Employed Students	67%	100%	0%	50%	0%	100%	67%	67%	100%	100%	100%	0%		75%

LICENSURE / CERTIFICATION EXAMINATION PASS RATES CHART

Licensure / Certification Name:														
1. Class Start Date:	01/22	02/22	03/22	04/22	05/22	06/22	07/22	08/22	09/22	10/22	11/22	12/22		
2. Number of Graduates:	3	2	1	4	0	2	3	3	1	2	3	0	24	
3. # of Graduates Taking Exam:	0	0	0	0	0	0	0	0	0	0	0	0	0	
4. # of Graduates Passing Exam:	0	0	0	0	0	0	0	0	0	0	0	0	0	
5. Percentage of Grads Passing Exam:	0	0	0	0	0	0	0	0	0	0	0	0	0	Avg.
Licensure / Certification Examination Agency Rate:	0	0	0	0	0	0	0	0	0	0	0	0	0	0
Cancel														Save

Annual Report: **2024** School Number: **072331** School Name: **UEI College** Type: **Branch** Annual Report Status: **Submitted**
 Address: **1860 University Ave.** City: **Riverside** State: **CA** Zip: **92507**

GRADUATION AND EMPLOYMENT CHART

You must SAVE the G&E form to calculate totals



<input type="button" value="Cancel"/>	<input checked="" type="checkbox"/> Complete	<input type="button" value="Save"/>
Approved Program Title:	Dental Assistant	
Program Code:	106	
Credential:	Diploma	
Report Date:	7/2024	Program Length in Months: <input type="text" value="10"/>
Beginning Date:	1/2022	End Date: 12/2022

Is this chart for a satellite location? Yes No

Is this chart for a program offered 100% via Distance Education? Yes No

REPORTING PERIOD

Class Start Date (eg 01/21):	01/22	02/22	03/22	04/22	05/22	06/22	07/22	08/22	09/22	10/22	11/22	12/22	Total	%
Number Started:	27	10	13	16	9	17	21	23	23	11	11	0	181	
Transfers to Another Program/Cohort:	0	0	0	0	0	0	0	0	0	0	0	0	0	0%
Transfers from Another Program/Cohort:	0	0	0	0	0	0	0	0	0	0	0	0	0	0%
Total Starts (+/- Transfers):	27	10	13	16	9	17	21	23	23	11	11	0	181	
Unavailable for Graduation:	0	0	0	0	0	0	0	1	0	0	0	0	1	1%
Students Available For Graduation:	27	10	13	16	9	17	21	22	23	11	11	0	180	99%
Withdrawn/Terminated Students:	8	1	3	5	4	3	6	6	1	0	4	0	41	23%
Graduates within 150% Program Length:	19	9	10	11	5	14	15	16	22	11	7	0	139	77%

GRADUATION RATE	70%	90%	77%	69%	56%	82%	71%	73%	96%	100%	64%	0%		77%
Graduates - Further Education: 	0	0	0	0	0	0	0	0	0	0	0	0	0	0%
Graduates - Unavailable for Employment: 	0	0	0	0	0	0	0	0	0	0	0	0	0	0%
Graduates - Available for Employment:	19	9	10	11	5	14	15	16	22	11	7	0	139	100%
Graduates - Employed in Field:	13	7	8	7	2	12	12	14	17	8	3	0	103	74%
EMPLOYMENT RATE	68%	78%	80%	64%	40%	86%	80%	88%	77%	73%	43%	0%		74%
Graduates - Unrelated Occupation:	0	0	0	0	0	0	0	0	0	0	0	0	0	0%
Graduates - Unemployed:	0	0	0	0	0	0	0	0	0	0	0	0	0	0%
Graduates - Unknown:	6	2	2	4	3	2	3	2	5	3	4	0	36	26%
Non-Graduated Students Who Obtained Training Related Employment	0	0	0	0	0	0	0	0	0	0	0	0	0	0%
Employment Rate with Non-Graduated Employed Students	68%	78%	80%	64%	40%	86%	80%	88%	77%	73%	43%	0%		74%

LICENSURE / CERTIFICATION EXAMINATION PASS RATES CHART

Licensure / Certification Name:														
1. Class Start Date:	01/22	02/22	03/22	04/22	05/22	06/22	07/22	08/22	09/22	10/22	11/22	12/22		
2. Number of Graduates:	19	9	10	11	5	14	15	16	22	11	7	0	139	
3. # of Graduates Taking Exam:	0	0	0	0	0	0	0	0	0	0	0	0	0	
4. # of Graduates Passing Exam:	0	0	0	0	0	0	0	0	0	0	0	0	0	
5. Percentage of Grads Passing Exam:	0	0	0	0	0	0	0	0	0	0	0	0	0	Avg.
Licensure / Certification Examination Agency Rate:	0	0	0	0	0	0	0	0	0	0	0	0	0	0
Cancel													Save	

Annual Report: **2024** School Number: **072331** School Name: **UEI College** Type: **Branch** Annual Report Status: **Submitted**
 Address: **1860 University Ave.** City: **Riverside** State: **CA** Zip: **92507**

GRADUATION AND EMPLOYMENT CHART



 You must **SAVE** the G&E form to calculate totals

Cancel	<input checked="" type="checkbox"/> Complete		Save
Approved Program Title:	Electrician Technician		
Program Code:	935		
Credential:	Diploma		
Report Date:	7/2024	Program Length in Months: ?	10
Beginning Date:	1/2022	End Date:	12/2022

 Is this chart for a satellite location? Yes No [?](#)

 Is this chart for a program offered 100% via Distance Education? Yes No [?](#)
REPORTING PERIOD

Class Start Date (eg 01/21):	01/22	02/22	03/22	04/22	05/22	06/22	07/22	08/22	09/22	10/22	11/22	12/22	Total	%
Number Started:	42	26	17	24	23	34	28	27	31	17	16	0	285	
Transfers to Another Program/Cohort:	0	0	0	0	0	0	0	0	0	0	0	0	0	0%
Transfers from Another Program/Cohort:	0	0	0	0	0	0	0	0	0	0	0	0	0	0%
Total Starts (+/- Transfers):	42	26	17	24	23	34	28	27	31	17	16	0	285	
Unavailable for Graduation: ?	0	0	0	0	0	0	0	0	0	0	0	0	0	0%
Students Available For Graduation:	42	26	17	24	23	34	28	27	31	17	16	0	285	100%
Withdrawn/Terminated Students:	13	9	4	11	5	9	5	3	8	2	5	0	74	26%
Graduates within 150% Program Length:	29	17	13	13	18	25	23	24	23	15	11	0	211	74%

GRADUATION RATE	69%	65%	76%	54%	78%	74%	82%	89%	74%	88%	69%	0%		74%
Graduates - Further Education: 	1	0	0	0	0	2	0	2	1	0	0	0	6	3%
Graduates - Unavailable for Employment: 	2	0	0	0	0	1	0	0	0	1	0	0	4	2%
Graduates - Available for Employment:	26	17	13	13	18	22	23	22	22	14	11	0	201	95%
Graduates - Employed in Field:	21	13	10	8	12	15	14	18	11	13	8	0	143	71%
EMPLOYMENT RATE	81%	76%	77%	62%	67%	68%	61%	82%	50%	93%	73%	0%		71%
Graduates - Unrelated Occupation:	0	0	0	0	0	0	0	0	0	0	0	0	0	0%
Graduates - Unemployed:	0	0	0	0	0	0	0	0	0	0	0	0	0	0%
Graduates - Unknown:	5	4	3	5	6	7	9	4	11	1	3	0	58	29%
Non-Graduated Students Who Obtained Training Related Employment	0	0	0	0	0	0	0	0	0	0	0	0	0	0%
Employment Rate with Non-Graduated Employed Students	81%	76%	77%	62%	67%	68%	61%	82%	50%	93%	73%	0%		71%

LICENSURE / CERTIFICATION EXAMINATION PASS RATES CHART

Licensure / Certification Name:															
1. Class Start Date:	01/22	02/22	03/22	04/22	05/22	06/22	07/22	08/22	09/22	10/22	11/22	12/22			
2. Number of Graduates:	29	17	13	13	18	25	23	24	23	15	11	0	211		
3. # of Graduates Taking Exam:	0	0	0	0	0	0	0	0	0	0	0	0	0	0	
4. # of Graduates Passing Exam:	0	0	0	0	0	0	0	0	0	0	0	0	0	0	
5. Percentage of Grads Passing Exam:	0	0	0	0	0	0	0	0	0	0	0	0	0	0	Avg.
Licensure / Certification Examination Agency Rate:	0	0	0	0	0	0	0	0	0	0	0	0	0	0	

Cancel													Save
---------------	--	--	--	--	--	--	--	--	--	--	--	--	-------------

Annual Report: **2024** School Number: **072331** School Name: **UEI College** Type: **Branch** Annual Report Status: **Submitted**
 Address: **1860 University Ave.** City: **Riverside** State: **CA** Zip: **92507**

GRADUATION AND EMPLOYMENT CHART



 You must **SAVE** the G&E form to calculate totals

Cancel	<input checked="" type="checkbox"/> Complete		Save
Approved Program Title:	Heating, Ventilation and Air Conditioning		
Program Code:	940		
Credential:	Diploma		
Report Date:	7/2024	Program Length in Months: ?	10
Beginning Date:	1/2022	End Date:	12/2022

 Is this chart for a satellite location? Yes No [?](#)

 Is this chart for a program offered 100% via Distance Education? Yes No [?](#)
REPORTING PERIOD

Class Start Date (eg 01/21):	01/22	02/22	03/22	04/22	05/22	06/22	07/22	08/22	09/22	10/22	11/22	12/22	Total	%
Number Started:	35	18	15	13	20	24	34	36	25	10	18	0	248	
Transfers to Another Program/Cohort:	0	0	0	0	0	0	0	0	0	0	0	0	0	0%
Transfers from Another Program/Cohort:	0	0	0	0	0	0	0	0	0	0	0	0	0	0%
Total Starts (+/- Transfers):	35	18	15	13	20	24	34	36	25	10	18	0	248	
Unavailable for Graduation: ?	0	0	0	0	1	0	0	0	0	0	0	0	1	0%
Students Available For Graduation:	35	18	15	13	19	24	34	36	25	10	18	0	247	100%
Withdrawn/Terminated Students:	9	8	3	3	3	6	15	11	7	1	5	0	71	29%
Graduates within 150% Program Length:	26	10	12	10	16	18	19	25	18	9	13	0	176	71%

GRADUATION RATE	74%	56%	80%	77%	84%	75%	56%	69%	72%	90%	72%	0%		71%
Graduates - Further Education: 	0	0	0	0	0	2	0	0	0	0	0	0	2	1%
Graduates - Unavailable for Employment: 	1	0	0	0	1	1	1	0	0	0	0	0	4	2%
Graduates - Available for Employment:	25	10	12	10	15	15	18	25	18	9	13	0	170	97%
Graduates - Employed in Field:	17	5	6	7	11	12	14	16	14	8	9	0	119	70%
EMPLOYMENT RATE	68%	50%	50%	70%	73%	80%	78%	64%	78%	89%	69%	0%		70%
Graduates - Unrelated Occupation:	0	0	0	0	0	0	0	0	0	0	0	0	0	0%
Graduates - Unemployed:	0	0	0	0	0	0	0	0	0	0	0	0	0	0%
Graduates - Unknown:	8	5	6	3	4	3	4	9	4	1	4	0	51	30%
Non-Graduated Students Who Obtained Training Related Employment	0	0	0	0	0	0	0	0	0	0	0	0	0	0%
Employment Rate with Non-Graduated Employed Students	68%	50%	50%	70%	73%	80%	78%	64%	78%	89%	69%	0%		70%

LICENSURE / CERTIFICATION EXAMINATION PASS RATES CHART

Licensure / Certification Name:														
1. Class Start Date:	01/22	02/22	03/22	04/22	05/22	06/22	07/22	08/22	09/22	10/22	11/22	12/22		
2. Number of Graduates:	26	10	12	10	16	18	19	25	18	9	13	0	176	
3. # of Graduates Taking Exam:	0	0	0	0	0	0	0	0	0	0	0	0	0	0
4. # of Graduates Passing Exam:	0	0	0	0	0	0	0	0	0	0	0	0	0	0
5. Percentage of Grads Passing Exam:	0	0	0	0	0	0	0	0	0	0	0	0	0	0
Licensure / Certification Examination Agency Rate:	0	0	0	0	0	0	0	0	0	0	0	0	0	0

Cancel													Save
---------------	--	--	--	--	--	--	--	--	--	--	--	--	-------------

Annual Report: **2024** School Number: **072331** School Name: **UEI College** Type: **Branch** Annual Report Status: **Submitted**
 Address: **1860 University Ave.** City: **Riverside** State: **CA** Zip: **92507**

GRADUATION AND EMPLOYMENT CHART



 You must **SAVE** the G&E form to calculate totals

Cancel	<input checked="" type="checkbox"/> Complete		Save
Approved Program Title:	Medical Assistant		
Program Code:	124		
Credential:	Diploma		
Report Date:	7/2024	Program Length in Months: ?	10
Beginning Date:	1/2022	End Date:	12/2022

 Is this chart for a satellite location? Yes No [?](#)

 Is this chart for a program offered 100% via Distance Education? Yes No [?](#)
REPORTING PERIOD

Class Start Date (eg 01/21):	01/22	02/22	03/22	04/22	05/22	06/22	07/22	08/22	09/22	10/22	11/22	12/22	Total	%
Number Started:	57	51	32	18	35	35	38	49	49	34	19	0	417	
Transfers to Another Program/Cohort:	0	0	0	0	0	0	0	0	0	0	0	0	0	0%
Transfers from Another Program/Cohort:	0	0	0	0	0	0	0	0	0	0	0	0	0	0%
Total Starts (+/- Transfers):	57	51	32	18	35	35	38	49	49	34	19	0	417	
Unavailable for Graduation: ?	0	0	0	0	0	0	0	0	0	0	0	0	0	0%
Students Available For Graduation:	57	51	32	18	35	35	38	49	49	34	19	0	417	100%
Withdrawn/Terminated Students:	11	17	10	6	4	16	7	7	10	7	4	0	99	24%
Graduates within 150% Program Length:	46	34	22	12	31	19	31	42	39	27	15	0	318	76%

GRADUATION RATE	81%	67%	69%	67%	89%	54%	82%	86%	80%	79%	79%	0%		76%
Graduates - Further Education: 	1	1	0	0	0	0	0	1	0	1	0	0	4	1%
Graduates - Unavailable for Employment: 	4	0	0	0	0	1	0	0	1	0	0	0	6	2%
Graduates - Available for Employment:	41	33	22	12	31	18	31	41	38	26	15	0	308	97%
Graduates - Employed in Field:	26	27	17	10	19	12	20	27	29	22	11	0	220	71%
EMPLOYMENT RATE	63%	82%	77%	83%	61%	67%	65%	66%	76%	85%	73%	0%		71%
Graduates - Unrelated Occupation:	0	0	0	0	0	0	0	0	0	0	0	0	0	0%
Graduates - Unemployed:	0	0	0	0	0	0	0	0	0	0	0	0	0	0%
Graduates - Unknown:	15	6	5	2	12	6	11	14	9	4	4	0	88	29%
Non-Graduated Students Who Obtained Training Related Employment	0	0	0	0	0	0	0	0	0	0	0	0	0	0%
Employment Rate with Non-Graduated Employed Students	63%	82%	77%	83%	61%	67%	65%	66%	76%	85%	73%	0%		71%

LICENSURE / CERTIFICATION EXAMINATION PASS RATES CHART

Licensure / Certification Name:														
1. Class Start Date:	01/22	02/22	03/22	04/22	05/22	06/22	07/22	08/22	09/22	10/22	11/22	12/22		
2. Number of Graduates:	46	34	22	12	31	19	31	42	39	27	15	0	318	
3. # of Graduates Taking Exam:	0	0	0	0	0	0	0	0	0	0	0	0	0	0
4. # of Graduates Passing Exam:	0	0	0	0	0	0	0	0	0	0	0	0	0	0
5. Percentage of Grads Passing Exam:	0	0	0	0	0	0	0	0	0	0	0	0	0	0 Avg.
Licensure / Certification Examination Agency Rate:	0	0	0	0	0	0	0	0	0	0	0	0	0	0

Cancel													Save
---------------	--	--	--	--	--	--	--	--	--	--	--	--	-------------

Annual Report: **2024** School Number: **072331** School Name: **UEI College** Type: **Branch** Annual Report Status: **Submitted**
 Address: **1860 University Ave.** City: **Riverside** State: **CA** Zip: **92507**

GRADUATION AND EMPLOYMENT CHART



 You must **SAVE** the G&E form to calculate totals

Cancel	<input checked="" type="checkbox"/> Complete		Save
Approved Program Title:	Medical Billing and Insurance Coding		
Program Code:	130		
Credential:	Diploma		
Report Date:	7/2024	Program Length in Months: ?	10
Beginning Date:	1/2022	End Date:	12/2022

 Is this chart for a satellite location? Yes No [?](#)

 Is this chart for a program offered 100% via Distance Education? Yes No [?](#)
REPORTING PERIOD

Class Start Date (eg 01/21):	01/22	02/22	03/22	04/22	05/22	06/22	07/22	08/22	09/22	10/22	11/22	12/22	Total	%
Number Started:	23	6	7	4	8	8	14	12	7	14	5	0	108	
Transfers to Another Program/Cohort:	0	0	0	0	0	0	0	0	0	0	0	0	0	0%
Transfers from Another Program/Cohort:	0	0	0	0	0	0	0	0	0	0	0	0	0	0%
Total Starts (+/- Transfers):	23	6	7	4	8	8	14	12	7	14	5	0	108	
Unavailable for Graduation: ?	0	2	1	0	0	2	1	0	0	0	0	0	6	6%
Students Available For Graduation:	23	4	6	4	8	6	13	12	7	14	5	0	102	94%
Withdrawn/Terminated Students:	12	2	2	3	4	4	3	7	2	5	2	0	46	43%
Graduates within 150% Program Length:	11	2	4	1	4	2	10	5	5	9	3	0	56	55%

GRADUATION RATE	48%	50%	67%	25%	50%	33%	77%	42%	71%	64%	60%	0%		55%
Graduates - Further Education: 	0	1	0	0	0	0	0	0	0	1	0	0	2	4%
Graduates - Unavailable for Employment: 	0	0	0	0	0	0	0	0	0	0	0	0	0	0%
Graduates - Available for Employment:	11	1	4	1	4	2	10	5	5	8	3	0	54	96%
Graduates - Employed in Field:	8	1	1	1	1	2	9	5	4	4	3	0	39	72%
EMPLOYMENT RATE	73%	100%	25%	100%	25%	100%	90%	100%	80%	50%	100%	0%		72%
Graduates - Unrelated Occupation:	0	0	0	0	0	0	0	0	0	0	0	0	0	0%
Graduates - Unemployed:	0	0	0	0	0	0	0	0	0	0	0	0	0	0%
Graduates - Unknown:	3	0	3	0	3	0	1	0	1	4	0	0	15	28%
Non-Graduated Students Who Obtained Training Related Employment	0	0	0	0	0	0	0	0	0	0	0	0	0	0%
Employment Rate with Non-Graduated Employed Students	73%	100%	25%	100%	25%	100%	90%	100%	80%	50%	100%	0%		72%

LICENSURE / CERTIFICATION EXAMINATION PASS RATES CHART

Licensure / Certification Name:													
1. Class Start Date:	01/22	02/22	03/22	04/22	05/22	06/22	07/22	08/22	09/22	10/22	11/22	12/22	
2. Number of Graduates:	11	2	4	1	4	2	10	5	5	9	3	0	56
3. # of Graduates Taking Exam:	0	0	0	0	0	0	0	0	0	0	0	0	0
4. # of Graduates Passing Exam:	0	0	0	0	0	0	0	0	0	0	0	0	0
5. Percentage of Grads Passing Exam:	0	0	0	0	0	0	0	0	0	0	0	0	0 Avg.
Licensure / Certification Examination Agency Rate:	0	0	0	0	0	0	0	0	0	0	0	0	0
Cancel													Save

Annual Report: **2024** School Number: **072331** School Name: **UEI College** Type: **Branch** Annual Report Status: **Submitted**
 Address: **1860 University Ave.** City: **Riverside** State: **CA** Zip: **92507**

GRADUATION AND EMPLOYMENT CHART



 You must **SAVE** the G&E form to calculate totals

Cancel	<input checked="" type="checkbox"/> Complete		Save
Approved Program Title:	Pharmacy Technician		
Program Code:	146		
Credential:	Diploma		
Report Date:	7/2024	Program Length in Months: ?	<input type="text" value="10"/>
Beginning Date:	1/2022	End Date:	12/2022

 Is this chart for a satellite location? Yes No [?](#)

 Is this chart for a program offered 100% via Distance Education? Yes No [?](#)
REPORTING PERIOD

Class Start Date (eg 01/21):	01/22	02/22	03/22	04/22	05/22	06/22	07/22	08/22	09/22	10/22	11/22	12/22	Total	%
Number Started:	9	7	3	4	2	4	9	8	8	4	6	0	64	
Transfers to Another Program/Cohort:	0	0	0	0	0	0	0	0	0	0	0	0	0	0%
Transfers from Another Program/Cohort:	0	0	0	0	0	0	0	0	0	0	0	0	0	0%
Total Starts (+/- Transfers):	9	7	3	4	2	4	9	8	8	4	6	0	64	
Unavailable for Graduation: ?	0	0	0	0	0	0	0	0	0	0	0	0	0	0%
Students Available For Graduation:	9	7	3	4	2	4	9	8	8	4	6	0	64	100%
Withdrawn/Terminated Students:	2	1	0	3	0	2	2	2	1	0	3	0	16	25%
Graduates within 150% Program Length:	7	6	3	1	2	2	7	6	7	4	3	0	48	75%

GRADUATION RATE	78%	86%	100%	25%	100%	50%	78%	75%	88%	100%	50%	0%		75%
Graduates - Further Education: 	0	0	0	0	0	0	0	1	0	0	0	0	1	2%
Graduates - Unavailable for Employment: 	0	0	0	0	0	0	0	0	0	0	0	0	0	0%
Graduates - Available for Employment:	7	6	3	1	2	2	7	5	7	4	3	0	47	98%
Graduates - Employed in Field:	4	3	3	1	2	2	5	4	4	3	2	0	33	70%
EMPLOYMENT RATE	57%	50%	100%	100%	100%	100%	71%	80%	57%	75%	67%	0%		70%
Graduates - Unrelated Occupation:	0	0	0	0	0	0	0	0	0	0	0	0	0	0%
Graduates - Unemployed:	0	0	0	0	0	0	0	0	0	0	0	0	0	0%
Graduates - Unknown:	3	3	0	0	0	0	2	1	3	1	1	0	14	30%
Non-Graduated Students Who Obtained Training Related Employment	0	0	0	0	0	0	0	0	0	0	0	0	0	0%
Employment Rate with Non-Graduated Employed Students	57%	50%	100%	100%	100%	100%	71%	80%	57%	75%	67%	0%		70%

LICENSURE / CERTIFICATION EXAMINATION PASS RATES CHART

Licensure / Certification Name:														
1. Class Start Date:	01/22	02/22	03/22	04/22	05/22	06/22	07/22	08/22	09/22	10/22	11/22	12/22		
2. Number of Graduates:	7	6	3	1	2	2	7	6	7	4	3	0	48	
3. # of Graduates Taking Exam:	0	0	0	0	0	0	0	0	0	0	0	0	0	0
4. # of Graduates Passing Exam:	0	0	0	0	0	0	0	0	0	0	0	0	0	0
5. Percentage of Grads Passing Exam:	0	0	0	0	0	0	0	0	0	0	0	0	0	0 Avg.
Licensure / Certification Examination Agency Rate:	0	0	0	0	0	0	0	0	0	0	0	0	0	0
Cancel														
Save														

Annual Report: **2024**

School Number: **072331**

School Name: **UEI College**

Type: **Branch** Annual Report Status:

Submitted

Address1: **1860 University Ave.**

City: **Riverside**

State: **CA**

Zip: **92507**

<input type="button" value="Cancel"/>		<input checked="" type="checkbox"/> Complete	<input type="button" value="Save"/>	
PROGRAM ENROLLMENT SUMMARY				
ACCSC Approved Program Title:	Business Office Administration			
Program Code:	1000			
Credential:	Diploma			
Date Approved by ACCSC:	03/07/2012			
Program Approval Type:	Occupational			
Program Length in Months:	8			
Approved Clock Hours:	810	Total Tuition:	<input type="text" value="19900.00"/>	
Approved Credit Hours:	33.5	Additional Expenses:	<input type="text" value="0.00"/>	
Credit Hour Type	Semester	Average starting salary for graduates:	<input type="text" value="35706.00"/>	
<input checked="" type="checkbox"/> An externship is offered as a part of the program.				
Externship clock hours:	250			
Externship credit hours	5.5			
LICENSURE/CERTIFICATION EXAMINATION ADMINISTERING AGENCY				
Licensure or Certification Examination is required for Employment <input type="radio"/> Yes <input checked="" type="radio"/> No				

ENROLLMENT DATA

Is there reportable data on the Graduation & Employment ("G&E") Chart for this program? Yes No
 G & E Chart(s) is required in order to successfully submit the Annual Report.

Do students take any portion of the program via Distance Education Yes No

Number of Students enrolled as of 7/1/23

Number of students enrolled in 100% Distance Education

Number of students enrolled in an on-campus/distance education hybrid

Number of students enrolled in on-campus only (if program not offered 100% online)

Total Students Enrolled as of 7/1/23: 32

Additional Students enrolled between 7/1/23 and 6/30/24:

Number of students enrolled in 100% Distance Education

Number of students enrolled in a on-campus/distance education hybrid

Number of students enrolled in on-campus only (if program not offered 100% online)

Total number of additional student enrollments between 7/1/23 and 6/30/24 50

Total Students 82

Satellite Location Enrollment Yes No

Graduated Between 7/1/23 and 6/30/24

i. Employed in field:	19		
ii. Employed in unrelated field:	0		
iii. Further Ed: 4 year college:	0		
iv. Further Ed: 2 year college:	0		
v. Further Ed: Trade school:	0		
vi. Further Ed: Other Training:	0		
vii. Unemployed:	7		
viii. Unknown:	0		
ix. Incarcerated:	0		
x. Military:	0		
xi. Death:	0		
xii. Medical:	0		
xiii. International:	0		
Total Graduated:	26		

Withdrew or Terminated Between 7/1/23 and 6/30/24 

i. Employed in field:	0		
ii. Employed in unrelated field:	0		
iii. Incarcerated:	0		
iv. Military Service:	0		
v. Death:	0		
vi. Medical:	1		
vii. International Student:	0		
viii. Financial/Family:	0		
ix. Moved from area:	0		
x. Personal Reasons:	0		
xi. Attendance:	16		
xii. Academic:	0		
xiii. Transfer within school:	0		
xiv. Other:	10		
xv. Unknown:	0		
Total Withdrew or Terminated:	27		
Total Number of Students Enrolled as of 6/30/24:	29		

For the following questions, please identify the characteristics for students enrolled as of 6/30/24 

a. No HS Diploma/GED:	0	a. Under 25:	22
b. GED:	0	b. 25-34:	6
c. HS Diploma:	29	c. 35-44:	0
d. Post-Secondary:	0	d. 45-Over:	1
e. Associates:	0	Total by Age:	29
f. Baccalaureate:	0	a. White:	0
g. Post Baccalaureate:	0	b. Black or African American:	0
Total by Credential:	29	c. Hispanic/Latino:	7
a. Male:	8	d. Asian:	1
b. Female:	21	e. American Indian or Alaska Native:	0
c. Not disclosed	0	f. Native Hawaiian or Other Pacific Islander	0
Total by Gender:	29	g. Two or more races	21
		h. Race and Ethnicity unknown:	0
		Total by Ethnicity:	29

<input type="button" value="Cancel"/>			<input type="button" value="Save"/>
---------------------------------------	--	--	-------------------------------------

Annual Report: **2024**

School Number: **072331**

School Name: **UEI College**

Type: **Branch** Annual Report Status: **Submitted**

Address1: **1860 University Ave.**

City: **Riverside**

State: **CA**

Zip: **92507**

<input type="button" value="Cancel"/>		<input checked="" type="checkbox"/> Complete		<input type="button" value="Save"/>	
PROGRAM ENROLLMENT SUMMARY					
ACCSC Approved Program Title:	Dental Assistant				
Program Code:	106				
Credential:	Diploma				
Date Approved by ACCSC:	04/25/2011				
Program Approval Type:	Occupational				
Program Length in Months:	8				
Approved Clock Hours:	800	Total Tuition:	19900.00		
Approved Credit Hours:	35	Additional Expenses:	0.00		
Credit Hour Type	Semester	Average starting salary for graduates:	37370.00		
<input type="checkbox"/> An externship is offered as a part of the program.					
Externship clock hours:	170				
Externship credit hours	3.5				
LICENSURE/CERTIFICATION EXAMINATION ADMINISTERING AGENCY					
Licensure or Certification Examination is required for Employment <input type="radio"/> Yes <input checked="" type="radio"/> No					

ENROLLMENT DATA

Is there reportable data on the Graduation & Employment ("G&E") Chart for this program? Yes No
 G & E Chart(s) is required in order to successfully submit the Annual Report.

Do students take any portion of the program via Distance Education Yes No

Number of Students enrolled as of 7/1/23

Number of students enrolled in 100% Distance Education

Number of students enrolled in an on-campus/distance education hybrid

Number of students enrolled in on-campus only (if program not offered 100% online)

Total Students Enrolled as of 7/1/23: 119

Additional Students enrolled between 7/1/23 and 6/30/24:

Number of students enrolled in 100% Distance Education

Number of students enrolled in a on-campus/distance education hybrid

Number of students enrolled in on-campus only (if program not offered 100% online)

Total number of additional student enrollments between 7/1/23 and 6/30/24 162

Total Students 281

Satellite Location Enrollment Yes No

Graduated Between 7/1/23 and 6/30/24

i. Employed in field:	94		
ii. Employed in unrelated field:	0		
iii. Further Ed: 4 year college:	0		
iv. Further Ed: 2 year college:	0		
v. Further Ed: Trade school:	0		
vi. Further Ed: Other Training:	0		
vii. Unemployed:	37		
viii. Unknown:	0		
ix. Incarcerated:	0		
x. Military:	0		
xi. Death:	0		
xii. Medical:	0		
xiii. International:	0		
Total Graduated:	131		

Withdrew or Terminated Between 7/1/23 and 6/30/24 

i. Employed in field:	0		
ii. Employed in unrelated field:	0		
iii. Incarcerated:	0		
iv. Military Service:	0		
v. Death:	0		
vi. Medical:	0		
vii. International Student:	0		
viii. Financial/Family:	0		
ix. Moved from area:	2		
x. Personal Reasons:	0		
xi. Attendance:	22		
xii. Academic:	0		
xiii. Transfer within school:	0		
xiv. Other:	15		
xv. Unknown:	0		
Total Withdrew or Terminated:	39		
Total Number of Students Enrolled as of 6/30/24:	111		

For the following questions, please identify the characteristics for students enrolled as of 6/30/24 

a. No HS Diploma/GED:	0	a. Under 25:	86
b. GED:	0	b. 25-34:	23
c. HS Diploma:	111	c. 35-44:	2
d. Post-Secondary:	0	d. 45-Over:	0
e. Associates:	0	Total by Age:	111
f. Baccalaureate:	0	a. White:	5
g. Post Baccalaureate:	0	b. Black or African American:	7
Total by Credential:	111	c. Hispanic/Latino:	42
a. Male:	6	d. Asian:	0
b. Female:	104	e. American Indian or Alaska Native:	0
c. Not disclosed	1	f. Native Hawaiian or Other Pacific Islander	0
Total by Gender:	111	g. Two or more races	5
		h. Race and Ethnicity unknown:	52
		Total by Ethnicity:	111

Cancel

Save

Annual Report: **2024**

School Number: **072331**

School Name: **UEI College**

Type: **Branch** Annual Report Status: **Submitted**

Address1: **1860 University Ave.**

City: **Riverside**

State: **CA**

Zip: **92507**

<input type="button" value="Cancel"/>		<input checked="" type="checkbox"/> Complete	<input type="button" value="Save"/>	
PROGRAM ENROLLMENT SUMMARY				
ACCSC Approved Program Title:	Electrician Technician			
Program Code:	935			
Credential:	Diploma			
Date Approved by ACCSC:	02/07/2018			
Program Approval Type:	Occupational			
Program Length in Months:	9			
Approved Clock Hours:	720	Total Tuition:	21500.00	
Approved Credit Hours:	36	Additional Expenses:	0.00	
Credit Hour Type	Semester	Average starting salary for graduates:	42129.00	
<input type="checkbox"/> An externship is offered as a part of the program.				
Externship clock hours:	0			
Externship credit hours	0			
LICENSURE/CERTIFICATION EXAMINATION ADMINISTERING AGENCY				
Licensure or Certification Examination is required for Employment <input type="radio"/> Yes <input checked="" type="radio"/> No				

ENROLLMENT DATA

Is there reportable data on the Graduation & Employment ("G&E") Chart for this program? Yes No
 G & E Chart(s) is required in order to successfully submit the Annual Report.

Do students take any portion of the program via Distance Education Yes No

Number of Students enrolled as of 7/1/23

Number of students enrolled in 100% Distance Education

Number of students enrolled in an on-campus/distance education hybrid

Number of students enrolled in on-campus only (if program not offered 100% online)

Total Students Enrolled as of 7/1/23: 233

Additional Students enrolled between 7/1/23 and 6/30/24:

Number of students enrolled in 100% Distance Education

Number of students enrolled in a on-campus/distance education hybrid

Number of students enrolled in on-campus only (if program not offered 100% online)

Total number of additional student enrollments between 7/1/23 and 6/30/24 381

Total Students 614

Satellite Location Enrollment Yes No

Graduated Between 7/1/23 and 6/30/24

i. Employed in field:	131		
ii. Employed in unrelated field:	0		
iii. Further Ed: 4 year college:	0		
iv. Further Ed: 2 year college:	0		
v. Further Ed: Trade school:	0		
vi. Further Ed: Other Training:	1		
vii. Unemployed:	134		
viii. Unknown:	0		
ix. Incarcerated:	0		
x. Military:	0		
xi. Death:	0		
xii. Medical:	2		
xiii. International:	0		
Total Graduated:	268		

Withdrew or Terminated Between 7/1/23 and 6/30/24 

i. Employed in field:	0		
ii. Employed in unrelated field:	0		
iii. Incarcerated:	0		
iv. Military Service:	0		
v. Death:	0		
vi. Medical:	0		
vii. International Student:	0		
viii. Financial/Family:	1		
ix. Moved from area:	1		
x. Personal Reasons:	0		
xi. Attendance:	54		
xii. Academic:	0		
xiii. Transfer within school:	0		
xiv. Other:	16		
xv. Unknown:	0		
Total Withdrew or Terminated:	72		
Total Number of Students Enrolled as of 6/30/24:	274		

For the following questions, please identify the characteristics for students enrolled as of 6/30/24 

a. No HS Diploma/GED:	0	a. Under 25:	174
b. GED:	14	b. 25-34:	71
c. HS Diploma:	259	c. 35-44:	20
d. Post-Secondary:	0	d. 45-Over:	9
e. Associates:	0	Total by Age:	274
f. Baccalaureate:	1	a. White:	6
g. Post Baccalaureate:	0	b. Black or African American:	11
Total by Credential:	274	c. Hispanic/Latino:	94
a. Male:	264	d. Asian:	3
b. Female:	10	e. American Indian or Alaska Native:	0
c. Not disclosed	0	f. Native Hawaiian or Other Pacific Islander	2
Total by Gender:	274	g. Two or more races	5
		h. Race and Ethnicity unknown:	153
		Total by Ethnicity:	274
Cancel			Save

Annual Report: **2024** School Number: **072331** School Name: **UEI College** Type: **Branch** Annual Report Status: **Submitted**
 Address1: **1860 University Ave.** City: **Riverside** State: **CA** Zip: **92507**

Cancel	<input checked="" type="checkbox"/> Complete	Save	
PROGRAM ENROLLMENT SUMMARY			
ACCSC Approved Program Title:	Heating, Ventilation and Air Conditioning		
Program Code:	940		
Credential:	Diploma		
Date Approved by ACCSC:	11/14/2016		
Program Approval Type:	Occupational		
Program Length in Months:	9		
Approved Clock Hours:	720	Total Tuition:	21500.00
Approved Credit Hours:	36	Additional Expenses:	0.00
Credit Hour Type	Semester	Average starting salary for graduates:	39846.00
<input type="checkbox"/> An externship is offered as a part of the program.			
Externship clock hours:	0		
Externship credit hours	0		
LICENSURE/CERTIFICATION EXAMINATION ADMINISTERING AGENCY			
Licensure or Certification Examination is required for Employment <input type="radio"/> Yes <input checked="" type="radio"/> No			

ENROLLMENT DATA

Is there reportable data on the Graduation & Employment ("G&E") Chart for this program? Yes No
 G & E Chart(s) is required in order to successfully submit the Annual Report.

Do students take any portion of the program via Distance Education Yes No

Number of Students enrolled as of 7/1/23

Number of students enrolled in 100% Distance Education

Number of students enrolled in an on-campus/distance education hybrid

Number of students enrolled in on-campus only (if program not offered 100% online)

Total Students Enrolled as of 7/1/23: 205

Additional Students enrolled between 7/1/23 and 6/30/24:

Number of students enrolled in 100% Distance Education

Number of students enrolled in a on-campus/distance education hybrid

Number of students enrolled in on-campus only (if program not offered 100% online)

Total number of additional student enrollments between 7/1/23 and 6/30/24 529

Total Students 734

Satellite Location Enrollment Yes No

Graduated Between 7/1/23 and 6/30/24

i. Employed in field:	113		
ii. Employed in unrelated field:	0		
iii. Further Ed: 4 year college:	0		
iv. Further Ed: 2 year college:	0		
v. Further Ed: Trade school:	0		
vi. Further Ed: Other Training:	1		
vii. Unemployed:	152		
viii. Unknown:	0		
ix. Incarcerated:	0		
x. Military:	0		
xi. Death:	0		
xii. Medical:	3		
xiii. International:	0		
Total Graduated:	269		

Withdrew or Terminated Between 7/1/23 and 6/30/24 

i. Employed in field:	0		
ii. Employed in unrelated field:	0		
iii. Incarcerated:	0		
iv. Military Service:	0		
v. Death:	0		
vi. Medical:	0		
vii. International Student:	0		
viii. Financial/Family:	1		
ix. Moved from area:	3		
x. Personal Reasons:	0		
xi. Attendance:	73		
xii. Academic:	0		
xiii. Transfer within school:	0		
xiv. Other:	19		
xv. Unknown:	0		
Total Withdrew or Terminated:	96		
Total Number of Students Enrolled as of 6/30/24:	369		

For the following questions, please identify the characteristics for students enrolled as of 6/30/24 

a. No HS Diploma/GED:	0	a. Under 25:	226
b. GED:	20	b. 25-34:	104
c. HS Diploma:	349	c. 35-44:	32
d. Post-Secondary:	0	d. 45-Over:	7
e. Associates:	0	Total by Age:	369
f. Baccalaureate:	0	a. White:	8
g. Post Baccalaureate:	0	b. Black or African American:	23
Total by Credential:	369	c. Hispanic/Latino:	111
a. Male:	359	d. Asian:	1
b. Female:	10	e. American Indian or Alaska Native:	1
c. Not disclosed	0	f. Native Hawaiian or Other Pacific Islander	1
Total by Gender:	369	g. Two or more races	13
		h. Race and Ethnicity unknown:	211
		Total by Ethnicity:	369

Cancel

Save

Annual Report: **2024** School Number: **072331** School Name: **UEI College** Type: **Branch** Annual Report Status: **Submitted**
 Address1: **1860 University Ave.** City: **Riverside** State: **CA** Zip: **92507**

Cancel	<input checked="" type="checkbox"/> Complete			Save
PROGRAM ENROLLMENT SUMMARY				
ACCSC Approved Program Title:	Medical Assistant			
Program Code:	124			
Credential:	Diploma			
Date Approved by ACCSC:	04/25/2011			
Program Approval Type:	Occupational			
Program Length in Months:	8			
Approved Clock Hours:	810	Total Tuition:	19900.00	
Approved Credit Hours:	33.5	Additional Expenses:	0.00	
Credit Hour Type	Semester	Average starting salary for graduates:	36000.00	
<input type="checkbox"/> An externship is offered as a part of the program.				
Externship clock hours:	250			
Externship credit hours	5.5			
LICENSURE/CERTIFICATION EXAMINATION ADMINISTERING AGENCY				
Licensure or Certification Examination is required for Employment <input type="radio"/> Yes <input checked="" type="radio"/> No				

ENROLLMENT DATA

Is there reportable data on the Graduation & Employment ("G&E") Chart for this program? Yes No
 G & E Chart(s) is required in order to successfully submit the Annual Report.

Do students take any portion of the program via Distance Education Yes No

Number of Students enrolled as of 7/1/23

Number of students enrolled in 100% Distance Education

Number of students enrolled in an on-campus/distance education hybrid

Number of students enrolled in on-campus only (if program not offered 100% online)

Total Students Enrolled as of 7/1/23: 279

Additional Students enrolled between 7/1/23 and 6/30/24:

Number of students enrolled in 100% Distance Education

Number of students enrolled in a on-campus/distance education hybrid

Number of students enrolled in on-campus only (if program not offered 100% online)

Total number of additional student enrollments between 7/1/23 and 6/30/24 426

Total Students 705

Satellite Location Enrollment Yes No

Graduated Between 7/1/23 and 6/30/24

i. Employed in field:	222		
ii. Employed in unrelated field:	0		
iii. Further Ed: 4 year college:	0		
iv. Further Ed: 2 year college:	0		
v. Further Ed: Trade school:	0		
vi. Further Ed: Other Training:	1		
vii. Unemployed:	104		
viii. Unknown:	0		
ix. Incarcerated:	0		
x. Military:	0		
xi. Death:	0		
xii. Medical:	11		
xiii. International:	0		
Total Graduated:	338		

Withdrew or Terminated Between 7/1/23 and 6/30/24 

i. Employed in field:	0		
ii. Employed in unrelated field:	0		
iii. Incarcerated:	0		
iv. Military Service:	0		
v. Death:	0		
vi. Medical:	0		
vii. International Student:	0		
viii. Financial/Family:	0		
ix. Moved from area:	0		
x. Personal Reasons:	0		
xi. Attendance:	33		
xii. Academic:	0		
xiii. Transfer within school:	0		
xiv. Other:	43		
xv. Unknown:	0		
Total Withdrew or Terminated:	76		
Total Number of Students Enrolled as of 6/30/24:	291		

For the following questions, please identify the characteristics for students enrolled as of 6/30/24 

a. No HS Diploma/GED:	1	a. Under 25:	211
b. GED:	4	b. 25-34:	66
c. HS Diploma:	286	c. 35-44:	12
d. Post-Secondary:	0	d. 45-Over:	2
e. Associates:	0	Total by Age:	291
f. Baccalaureate:	0	a. White:	11
g. Post Baccalaureate:	0	b. Black or African American:	18
Total by Credential:	291	c. Hispanic/Latino:	107
a. Male:	33	d. Asian:	3
b. Female:	257	e. American Indian or Alaska Native:	3
c. Not disclosed	1	f. Native Hawaiian or Other Pacific Islander	1
Total by Gender:	291	g. Two or more races	9
		h. Race and Ethnicity unknown:	139
		Total by Ethnicity:	291

Cancel

Save

Annual Report: **2024**

School Number: **072331**

School Name: **UEI College**

Type: **Branch** Annual Report Status: **Submitted**

Address1: **1860 University Ave.**

City: **Riverside**

State: **CA**

Zip: **92507**

<input type="button" value="Cancel"/>		<input checked="" type="checkbox"/> Complete	<input type="button" value="Save"/>	
PROGRAM ENROLLMENT SUMMARY				
ACCSC Approved Program Title:	Medical Billing and Insurance Coding			
Program Code:	130			
Credential:	Diploma			
Date Approved by ACCSC:	04/25/2011			
Program Approval Type:	Occupational			
Program Length in Months:	8			
Approved Clock Hours:	810	Total Tuition:	<input type="text" value="19900.00"/>	
Approved Credit Hours:	33.5	Additional Expenses:	<input type="text" value="0.00"/>	
Credit Hour Type	Semester	Average starting salary for graduates:	<input type="text" value="38200.00"/>	
<input type="checkbox"/> An externship is offered as a part of the program.				
Externship clock hours:	250			
Externship credit hours	5.5			
LICENSURE/CERTIFICATION EXAMINATION ADMINISTERING AGENCY				
Licensure or Certification Examination is required for Employment <input type="radio"/> Yes <input checked="" type="radio"/> No				

ENROLLMENT DATA

Is there reportable data on the Graduation & Employment ("G&E") Chart for this program? Yes No
 G & E Chart(s) is required in order to successfully submit the Annual Report.

Do students take any portion of the program via Distance Education Yes No

Number of Students enrolled as of 7/1/23

Number of students enrolled in 100% Distance Education

Number of students enrolled in an on-campus/distance education hybrid

Number of students enrolled in on-campus only (if program not offered 100% online)

Total Students Enrolled as of 7/1/23: 60

Additional Students enrolled between 7/1/23 and 6/30/24:

Number of students enrolled in 100% Distance Education

Number of students enrolled in a on-campus/distance education hybrid

Number of students enrolled in on-campus only (if program not offered 100% online)

Total number of additional student enrollments between 7/1/23 and 6/30/24 107

Total Students 167

Satellite Location Enrollment Yes No

Graduated Between 7/1/23 and 6/30/24

i. Employed in field:	43		
ii. Employed in unrelated field:	0		
iii. Further Ed: 4 year college:	0		
iv. Further Ed: 2 year college:	0		
v. Further Ed: Trade school:	0		
vi. Further Ed: Other Training:	1		
vii. Unemployed:	21		
viii. Unknown:	0		
ix. Incarcerated:	0		
x. Military:	0		
xi. Death:	0		
xii. Medical:	0		
xiii. International:	0		
Total Graduated:	65		

Withdrew or Terminated Between 7/1/23 and 6/30/24 

i. Employed in field:	0		
ii. Employed in unrelated field:	0		
iii. Incarcerated:	0		
iv. Military Service:	0		
v. Death:	0		
vi. Medical:	0		
vii. International Student:	0		
viii. Financial/Family:	1		
ix. Moved from area:	0		
x. Personal Reasons:	0		
xi. Attendance:	13		
xii. Academic:	0		
xiii. Transfer within school:	0		
xiv. Other:	17		
xv. Unknown:	0		
Total Withdrew or Terminated:	31		
Total Number of Students Enrolled as of 6/30/24:	71		

For the following questions, please identify the characteristics for students enrolled as of 6/30/24 

a. No HS Diploma/GED:	0	a. Under 25:	24
b. GED:	4	b. 25-34:	30
c. HS Diploma:	67	c. 35-44:	12
d. Post-Secondary:	0	d. 45-Over:	5
e. Associates:	0	Total by Age:	71
f. Baccalaureate:	0	a. White:	5
g. Post Baccalaureate:	0	b. Black or African American:	6
Total by Credential:	71	c. Hispanic/Latino:	26
a. Male:	6	d. Asian:	0
b. Female:	65	e. American Indian or Alaska Native:	0
c. Not disclosed	0	f. Native Hawaiian or Other Pacific Islander	0
Total by Gender:	71	g. Two or more races	7
		h. Race and Ethnicity unknown:	27
		Total by Ethnicity:	71

Cancel

Save

Annual Report: **2024**

School Number: **072331**

School Name: **UEI College**




Type: **Branch** Annual Report Status: **Submitted**

Address1: **1860 University Ave.**

City: **Riverside**

State: **CA**

Zip: **92507**

<input type="button" value="Cancel"/>		<input checked="" type="checkbox"/> Complete		<input type="button" value="Save"/>	
PROGRAM ENROLLMENT SUMMARY					
ACCSC Approved Program Title:		Pharmacy Technician			
Program Code:		146			
Credential:		Diploma			
Date Approved by ACCSC:		04/25/2011			
Program Approval Type:		Occupational			
Program Length in Months:		9 			
Approved Clock Hours:		760		Total Tuition: 19900.00 	
Approved Credit Hours:		34.5		Additional Expenses: 0.00	
Credit Hour Type		Semester		Average starting salary for graduates: 39000.00 	
<input checked="" type="checkbox"/> An externship is offered as a part of the program.					
Externship clock hours:		160			
Externship credit hours		2.5			
LICENSURE/CERTIFICATION EXAMINATION ADMINISTERING AGENCY					
Licensure or Certification Examination is required for Employment <input type="radio"/> Yes <input checked="" type="radio"/> No					

ENROLLMENT DATA

Is there reportable data on the Graduation & Employment ("G&E") Chart for this program? Yes No
 G & E Chart(s) is required in order to successfully submit the Annual Report.

Do students take any portion of the program via Distance Education Yes No

Number of Students enrolled as of 7/1/23

Number of students enrolled in 100% Distance Education

Number of students enrolled in an on-campus/distance education hybrid

Number of students enrolled in on-campus only (if program not offered 100% online)

Total Students Enrolled as of 7/1/23: 59

Additional Students enrolled between 7/1/23 and 6/30/24:

Number of students enrolled in 100% Distance Education

Number of students enrolled in a on-campus/distance education hybrid

Number of students enrolled in on-campus only (if program not offered 100% online)

Total number of additional student enrollments between 7/1/23 and 6/30/24 72

Total Students 131

Satellite Location Enrollment Yes No

Graduated Between 7/1/23 and 6/30/24

i. Employed in field:	30		
ii. Employed in unrelated field:	0		
iii. Further Ed: 4 year college:	0		
iv. Further Ed: 2 year college:	0		
v. Further Ed: Trade school:	0		
vi. Further Ed: Other Training:	0		
vii. Unemployed:	28		
viii. Unknown:	0		
ix. Incarcerated:	0		
x. Military:	0		
xi. Death:	0		
xii. Medical:	0		
xiii. International:	0		
Total Graduated:	58		

Withdrew or Terminated Between 7/1/23 and 6/30/24 

i. Employed in field:	0		
ii. Employed in unrelated field:	0		
iii. Incarcerated:	0		
iv. Military Service:	0		
v. Death:	0		
vi. Medical:	0		
vii. International Student:	0		
viii. Financial/Family:	0		
ix. Moved from area:	0		
x. Personal Reasons:	0		
xi. Attendance:	11		
xii. Academic:	0		
xiii. Transfer within school:	0		
xiv. Other:	14		
xv. Unknown:	0		
Total Withdrew or Terminated:	25		
Total Number of Students Enrolled as of 6/30/24:	48		

For the following questions, please identify the characteristics for students enrolled as of 6/30/24 

a. No HS Diploma/GED:	0	a. Under 25:	25
b. GED:	3	b. 25-34:	21
c. HS Diploma:	45	c. 35-44:	1
d. Post-Secondary:	0	d. 45-Over:	1
e. Associates:	0	Total by Age:	48
f. Baccalaureate:	0	a. White:	2
g. Post Baccalaureate:	0	b. Black or African American:	5
Total by Credential:	48	c. Hispanic/Latino:	15
a. Male:	8	d. Asian:	1
b. Female:	40	e. American Indian or Alaska Native:	0
c. Not disclosed	0	f. Native Hawaiian or Other Pacific Islander	0
Total by Gender:	48	g. Two or more races	0
		h. Race and Ethnicity unknown:	25
		Total by Ethnicity:	48

<input type="button" value="Cancel"/>			<input type="button" value="Save"/>
---------------------------------------	--	--	-------------------------------------